


# LG DIGITAL SIGNAGE

2021 INFORMATION DISPLAY AND SOLUTIONS






FOREST PRINCESS  
LG LED Cinema

CINEMA

WELCOME TO OUR SHOPPING MALL

SPECIAL EVENT SALE

TO SHINE YOUR WRIST



## Shape Immersive Moments. Share Innovative Experience.

Believe your business should be more impactful and iconic, LG Business Solutions is here to realize the true potential of your business. Display all your boundless ideas on digital signage and watch the technology of LG Business Solutions shape them into immersive moments. Make your ideas more outstanding through reality and vividness beyond your imagination and interactivity that allows people to engage. All immersive moments combine to create innovative experience for your business.

# CONTENTS





---

## LG Digital Signage Introductions

- OLED	06
- High Brightness	12
- Touch	18
- Video Wall	24
- Stretch	32
- UHD	36
- FHD	42
- LG webOS Smart Signage Platform	48
- LG SuperSign Solution	50
- LG ConnectedCare	53
- LG ExtendedCare	54


# OLED

## Artistic Space Beyond Display

---

Beyond its informative features, LG OLED Signage delivers unsurpassed advertising effectiveness, redesigning space as a prestige-enhancing landmark with perfect colors and innovative forms.





## OLED KEY FEATURES

### Unrivalled Picture Quality

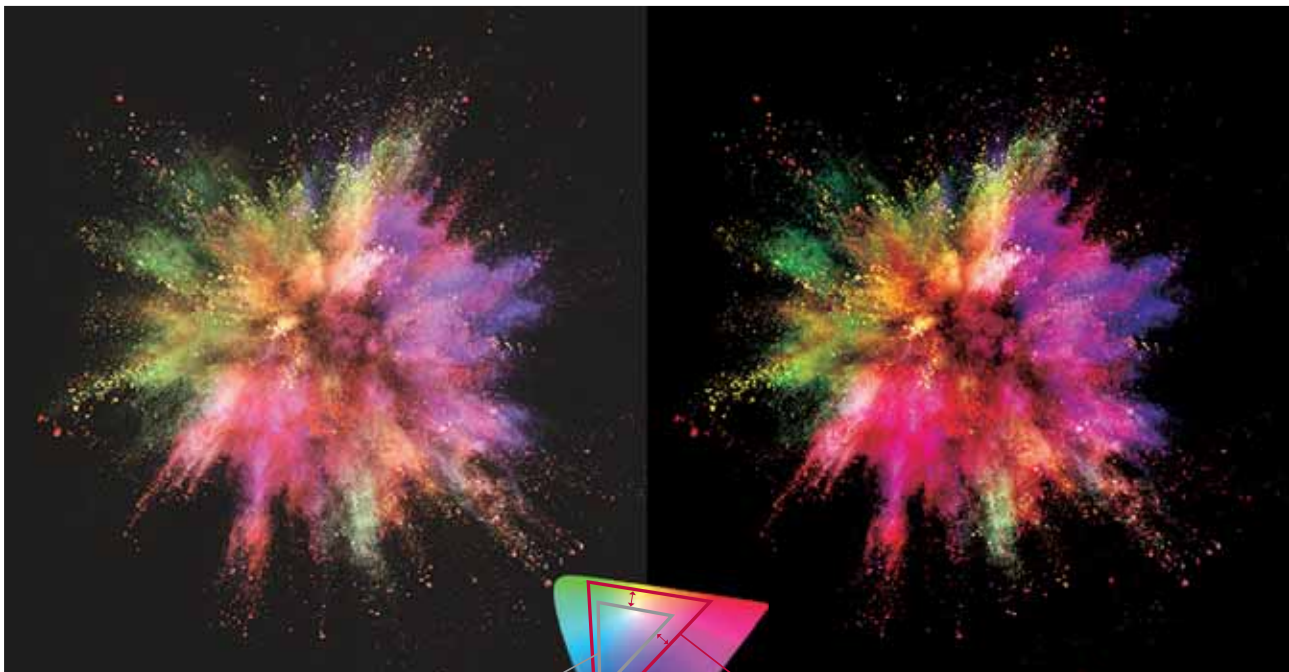


LCD

LG OLED Signage

### True Black

Equipped with over 8 million self-lighting pixels operating individually, LG OLED Signage reproduces absolute blacks with no light spread and offers infinite contrast.



LCD

LG OLED Signage

### Lifelike Color

LG OLED Signage provides richness in all colors, bringing colors to life with superb accuracy and vividness.





## Wide Viewing Screen

LG OLED Signage delivers its awe-inspiring picture quality and brightness even from wide viewing angles.

---



## Flexible Design

LG OLED technology doesn't require a backlight unit nor a liquid crystal layer so it offers a flexible design with unbelievably lightweight and slim features.

## OLED LINE UP



### Transparent OLED Touch

EW5TF | 55

Resolution	1,920 × 1,080	
Brightness	150 / 400 nit (APL* 100% / 25%, Without Glass)	
Transparency	33% (Set)	
Orientation	Portrait / Landscape	
Operation Hours	18 / 7 (Moving Content Only)	
Depth / Weight	7.0 mm / 14.6 kg (Head)	
Connectivity	Input	HDMI, DP, USB 2.0 Type A, USB 2.0 Type A (Touch Control Board Only)
	Output	DP, Audio, Touch USB (USB 2.0 Type B)
	External Control	RS232C In / Out, RJ45 (LAN) In / Out, IR In (External IR Receiver)
Key Feature	P-Cap Touch, Tempered Front Glass	

\* APL : Average Picture Level



### Transparent OLED

EW5F EW5G | 55

Resolution	1,920 × 1,080	
Brightness	150 / 400 nit (APL 100% / 25%, Without Glass)	
Transparency	38% (Set)	
Orientation	Portrait / Landscape	
Operation Hours	18 / 7 (Moving Content Only)	
Depth / Weight	6.6 mm / 13.9 kg (EW5F) 4.9 mm / 14.6 Kg (EW5G)	
Connectivity	Input	HDMI, DP, USB 2.0 Type A (2)
	Output	DP, Audio
	External Control	RS232C In / Out, RJ45 (LAN) In / Out, IR In (External IR Receiver)
Key Feature	IEC 61373 Verified Design, Tempered Front Glass	



### Wallpaper OLED

EJ5E | 65



Resolution	3,840 × 2,160	
Brightness	150 / 400 nit (APL 100% / 25%)	
Orientation	Portrait / Landscape	
Operation Hours	12 / 7 (Moving Video Only)	
Depth / Weight	6.0 mm / 9.9 kg (Head)	
Connectivity	Input	HDMI, DP, USB 2.0 Type A (2)
	Output	DP, Audio
	External Control	RS232C In / Out, RJ45 (LAN) In / Out, IR In (External IR Receiver)
Key Feature	Dedicated Wall Fixers for Seamless Installation	



## Flexible Open Frame OLED

EF5F EF5G | 55

Resolution	1,920 × 1,080	
Brightness	150 / 400 nit (APL 100% / 25%)	
Orientation	Portrait / Landscape	
Operation Hours	18 / 7 (Moving Content Only)	
Depth / Weight	12.4 mm (Head Only) / 7.8 kg (Portrait, Head), 6.6 kg (Landscape, Head)	
Connectivity	Input	HDMI, DP, USB 2.0 Type A (2)
	Output	DP, Audio
	External Control	RS232C In / Out, RJ45 (LAN) In / Out, IR In (External IR Receiver)
Key Feature	On-site Customization with Curvature Calibrator (Optional)	

\* Based on EF5F specification



## Video Wall OLED

EV5E | 65

Resolution	3,840 × 2,160	
Brightness	150 / 400 nit (APL 100% / 25%)	
Bezel Width (T/B/L/R)	1.2 / 1.2 / 1.2 / 1.2 mm (Off-bezel) 9.1 / 9.1 / 8.7 / 11.6 mm (On-bezel)	
Depth	7.9 mm (Head)	
Orientation	Portrait	
Operation Hours	12 / 7 (Moving Video Only)	
Connectivity	Input	HDMI, DP, USB 2.0 Type A (2)
	Output	DP, Audio
	External Control	RS232C In / Out, RJ45 (LAN) In / Out, IR In (External IR Receiver)
Key Feature	Uniform Brightness with VLC* Technology	

\* VLC: Video Wall Luminance Compensation



## Wallpaper OLED

EJ5G | 55

Resolution	1,920 x 1,080 (FHD)	
Brightness (cd/m <sup>2</sup> )	150/400nit (APL 100% / 25%)	
Bezel Width (T/B/L/R)	Even Bezel : 0.9mm (Off Bezel) T/R/L/B : 5.3/11.0/5.3/5.3mm (On Bezel)	
Orientation	Portrait & Landscape	
Connectivity	Input	HDMI, DP, USB 2.0 (2)
	Output	DP, Audio
	External Control	RS232C In/out, RJ45 (LAN) In/out, IR In
Key Feature	Temperature Sensor, webOS 4.0, Embedded CMS	

# HIGH BRIGHTNESS

## Outstanding Visibility with Reliable Performance

With superior picture quality and excellent durability, the display's eye-catching content will captivate customers even under direct sunlight or extreme environmental fluctuations.





Train number	Class	Destination	Arrivals	Track	Numbering of wagons
709	High-speed	N.Novgorod-Moscow	14:58	1	rear
717	High-speed	Ivanovo-Moscow	10:50		head
084	Express	Adler-Moscow	11:25		rear
835	High-speed	Kovrov-Moscow	12:20		rear
142	Express	Lgov-Moscow	12:31		head
072	Express	Belgorod-Moscow	12:56		rear
058	High-speed	Stary Oskol-Moscow	13:10		rear
020	Express	Kharkiv-Moscow	15:52		head
7050	sub	Tula-Moscow	15:57		
737	High-speed	Ivanovo-Moscow	16:05		head
7081	sub	Vladimir-Moscow	16:09	BT	
701	High-speed	N.Novgorod-Moscow	16:20	1	rear



## HIGH BRIGHTNESS KEY FEATURES



### Captivating High Brightness

LG high brightness displays provide a variety of options from window-facing to IP-rated outdoor displays, based on customers' requirement. Even on the outside with direct sunlight, it offers crisp & clear picture and maximizes advertising impact by catching the attention of passersby.



### Long Lasting Brightness

By adding more LED units, the LG outdoor displays\* operate brighter at a low temperature, thereby maintains its brightness longer.

\* Only available in some models.



### Visible with Polarized Sunglasses

QWP(Quarter Wave Plate) enables clear visibility even when the viewer is wearing polarized sunglasses.



## Wide Operating Temperature Range

The panel offers superb reliability under a wide range of operating temperatures\*, so LG high brightness displays requires fewer constraints for installation, reducing additional costs for air conditioning system.

\* The operating temperatures vary by model series.



## Conformal Coating

The product can be often unavoidably exposed to dust and water during maintenance. Conformal coating on every major circuit board eliminates such troubles by protecting it against dust, iron powder, humidity, etc.



## IP-Rated Design

Sealed with IP56\* design for reliable operation, it is not only waterproof but also weatherproof against the damaging effects of the sun, rain, snow, dust and wind, an essential feature for outdoor application.

\* Only available in some models.

## HIGH BRIGHTNESS LINE UP



### Window Facing

XS4G | 75

Resolution	1,920 × 1,080	
Brightness	4,000 nit (Typ.), 3,200 nit (Min.)	
Orientation	Portrait / Landscape	
Operation Hours	24 / 7	
Connectivity	Input	HDMI (2), DP, Audio, USB 2.0 Type A
	Output	DP, External Speaker (L/R)
	External Control	RS232C In / Out, RJ45 (LAN) In, IR In
Operation Temperature	0°C to 40°C	



### Open Frame

XF3C | 75

Resolution	3,840 × 2,160	
Brightness	3,000 nit (Typ.), 2,400 nit (Min.)	
Orientation	Portrait (Clockwise) / Landscape	
Operation Hours	24 / 7	
Connectivity	Input	HDMI (2), DP, DVI-D, Audio, USB 3.0, SD Card
	Output	DP, External Speaker (L/R)
	External Control	RS232C In / Out, RJ45 (LAN) In, IR In, Pixel Sensor In
Operation Temperature	0°C to 50°C	
Operation Humidity	10% to 85% (w/o Direct Sunlight, Direct Sunlight in Cooling System)	





## IP Rated Outdoor

XE4F | 55 49

Resolution	1,920 × 1,080	
Brightness	4,000 nit (Typ.), 3,200 nit (Min.)	
Orientation	Portrait / Landscape	
Operation Hours	24 / 7	
Connectivity	Input	HDMI (2), DP, USB 2.0 Type A (2)
	Output	External Speaker (L/R)
	External Control	RS232C In / Out, RJ45 (LAN) In (2, LAN, HDBaseT) / Out
Operation Temperature / Humidity	-30°C to 50°C / 5% to 100%	
Key Feature	IP56 Design, IK10 Certified Front Glass	



webOS

## Open Frame

XF3E | 55 49

Resolution	1,920 × 1,080 (FHD)	
Brightness	Min: 2400cd/m <sup>2</sup> , Typ: 3000cd/m <sup>2</sup>	
Orientation	Portrait / Landscape	
Operation Hours	24 / 7	
Connectivity	Input	HDMI (2), DP, DVI-D, Audio, USB
	Output	DP, External Speaker Out (L/R)
	External Control	RS232C In/Out, RJ45 In, IR Receiver In, Pixel Sensor In
Operation Temperature	0°C to 50°C (w/o Direct Sunlight, Direct Sunlight in Cooling System) 0°C to 40°C (Direct Sunlight)	

# TOUCH

## Smart Collaboration Beyond Touch Experience

The LG Interactive Digital Board (IDB) boosts meeting productivity by encouraging participants to freely share their ideas on the screen using intuitive touch and embedded collaboration solutions.





point

Base white  
Double wing  
outside  
Glass

Rooftop  
2km 6m clear

1.8m

2.2m

1.1m

2000

New Trip  
Double wing  
Tech. of

2000

entrance

glass

## TOUCH KEY FEATURES



### Outstanding Touch Performance

LG touch displays are equipped with various cutting-edge touch technologies which deliver a high-quality user experience (UX) and boost your business efficiency with outstanding and reliable touch performance.



### Multi Touch Experience

Capable of recognizing multi point-touches\* at once, the screen enables various touch applications to be applied as well as provides users more realistic and interesting touch experiences.

\* Touch points can vary depending on the models and connection environment.



### Palm Erasing

LG touch display allows you to easily erase texts, pictures, etc. written on the screen by using your own hands.\* This is not only easier than erasing with the stylus, but also makes you feel more natural, like you're erasing a real whiteboard.

\* Only available in some models.



## All-in-one Touch and Writing Solution

The embedded IDB (Interactive Digital Board) app\* and webOS Smart Signage platform have been integrated into a high performance SoC (System-on-chip), so no separate PC or software is necessary for touch, writing and collaboration solutions.

\* Only available in some models.



## Screen Sharing

The LG IDB model series allows you to share screens with laptops or other mobile devices for more engaging and smarter meetings and classes.



## Intuitive UX

New Interactive Display Application supports intuitive UX\* that includes a simple launcher menu, easy control center, and seamless tool bar.

\* Only available in some models.

# TOUCH LINE UP



## Interactive Digital Board (In-Cell Touch)

TN3F | 86

Resolution	3,840 × 2,160	
Brightness	350 nit (w/ Glass, Typ.), 280 nit (w/ Glass, Min.)	
Orientation	Landscape	
Operation Hours	16 / 7	
Connectivity	Input	HDMI (3), DP, DVI-D, Audio, USB (USB2.0 Type A (2), USB2.0 Type C)
	Output	Touch USB (2)
	External Control	RS232C In / Out, RJ45 (LAN) In
Touch Type	In-Cell	
Multi Touch Point	Finger: Max 20 Point (Windows) Finger: Max 10 Point (webOS) Active Pen: Max 2 Point	

## Interactive Digital Board (IR Touch)

TR3BF | 86 75 65 TR3BG | 65 55



Resolution	3,840 × 2,160	
Brightness	86": 360 nit (w/o Glass, Typ.), 330 nit (w/ Glass, Typ.) 75": 360 nit (w/o Glass, Typ.), 330 nit (w/ Glass, Typ.) 65": 380 nit (w/o Glass, Typ.), 350 nit (w/ Glass, Typ.)	
Orientation	Landscape	
Operation Hours	16 / 7	
Connectivity	Input	HDMI (3), RGB, Audio, USB (USB3.0 Type A (3), USB2.0 Type A (3))
	Output	HDMI, Audio (1, Optical), Touch USB (2)
	External Control	RS232C In, RJ45 (LAN) In
Touch Type	IR	
Multi Touch Point	Max 20 Points	

\* Based on TR3BF specification



## P-Cap Touch

TC3D | 75 55

Resolution	75": 3,840 × 2,160, 55": 1,920 × 1,080	
Brightness	75": 500 nit (w/o Glass), 410 nit (w/ Glass) 55": 450 nit (w/o Glass), 370 nit (w/ Glass)	
Orientation	Portrait / Landscape	
Operation Hours	24 / 7	
Connectivity	Input	HDMI (3), DP, DVI-D, RGB, Audio, USB (USB3.0 Type, USB2.0 Type (2)), Touch Out (USB2.0, B Type (2))
	External Control	RS232C In / Out, RJ45 (LAN) In
Touch Type	P-Cap (Ag Metal Mesh)	
Multi Touch Point	Max 40 Points (Windows) Max 10 Points (webOS)	



## IR Touch


TA3E | 55 49 43 32

Resolution	1,920 × 1,080	
Brightness	450 nit (w/ Glass 325 nit)	
Orientation	Portrait / Landscape	
Operation Hours	24 / 7	
Connectivity	Input	HDMI (2), DP, DVI-D, RGB, Audio, Pixel Sensor, USB 3.0
	Output	DP, Audio
	External Control	RS232C In / Out, RJ45 (LAN) In, IR In
Touch Type	IR (Scattering)	
Multi Touch Point	Max 10 Point	

# VIDEO WALL

## Artistic Immersion, Overwhelming Captivation


Seamlessly assembled on a large video wall screen, the impressive immersion generated by LG's extremely narrow bezel provides an extraordinary viewing experience.





MMC\_TSA0\_0\_340 (19:53:27 GMT+3)

MMC\_TSA0\_0\_34




## VIDEO WALL KEY FEATURES



### A World-Class Bezel

The ultra-narrow bezel creates a visually stunning digital wall to effectively deliver dynamic content and immerse the viewers. The large screen it generates is enough to captivate the attention of passersby.



### Uniform Color Expression

The LG Video Wall series has enhanced uniformity, including the four corners of the display, to deliver vivid and consistent color throughout the screen.



### Power Redundancy

LG offers a Video Wall which is designed to ensure uninterrupted power supply with an optional external power box, providing users with efficient operation.



## Smart Calibration

Smart Calibration\* is a solution that enables error-free calibration while dramatically reducing time and costs compared to existing sensor calibration methods. It analyzes not only the color property differences within each individual display but also the property differences between the connected displays, eliminating the need for any additional manual color adjustments.

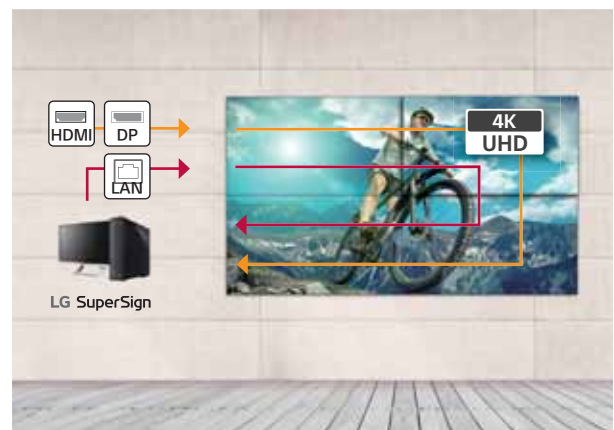
\* Only available in some models.



## High Viewing Angle

Large screens are usually positioned higher than human-eye level, making uniform picture quality essential for Video Walls. The viewing angle\* of the LG Video Wall series is high enough to display vivid colors throughout the screen with no distortion.

\* This may differ by models (from 45° to 60°).



## Daisy Chain Capability

A LAN daisy chain\* allows you to control and monitor Video Walls and even update their firmware at once. Also, through UHD daisy chain\* using HDMI and DisplayPort, you can easily set up a UHD Video Wall without the need of DisplayPort MST or Matrox graphics card.

\* Only available in some models.

## VIDEO WALL LINE UP



### 0.44mm Even Bezel

SVH7F | 55

Resolution	1,920 × 1,080	
Brightness	700 nit (Typ.)	
Bezel Width	0.44 mm (Even)	
Surface Treatment (Haze)	3%	
Orientation	Portrait / Landscape	
Operation Hours	24 / 7	
Connectivity	Input	HDMI (2), DP, DVI-D, Audio, USB2.0 Type A
	Output	DP, Audio
	External Control	RS232C In / Out, RJ45 (LAN) In / Out, IR In
Key Feature	Smart Calibration	



### 0.44mm Even Bezel

SVM5F-H | 55

Resolution	1,920 × 1,080	
Brightness	500 nit (Typ.)	
Bezel Width	0.44 mm (Even)	
Surface Treatment (Haze)	28%	
Orientation	Portrait / Landscape	
Operation Hours	24 / 7	
Connectivity	Input	HDMI (2), DP, DVI-D, Audio, USB2.0 Type A
	Output	DP, Audio
	External Control	RS232C In / Out, RJ45 (LAN) In / Out, IR In
Key Feature	Smart Calibration	



## 1.8mm Bezel to Bezel

VH7E | 55 49    VH7E-H | 55

Resolution	1,920 × 1,080	
Brightness	700 nit (Typ.)	
Bezel Width	0.9 mm (Even), B to B 1.8 mm	
Surface Treatment (Haze)	VH7E-H: 44%, VH7E: 3%	
Orientation	Portrait / Landscape	
Operation Hours	24 / 7	
Connectivity	Input	HDMI (2), DP, DVI-D, Audio, USB2.0 Type A
	Output	DP, Audio
	External Control	RS232C In / Out, RJ45 (LAN) In / Out, IR In



## 1.8mm Bezel to Bezel

VM5E | 55

Resolution	1,920 × 1,080	
Brightness	500 nit (Typ.)	
Bezel Width	0.9 mm (Even), B to B 1.8 mm	
Surface Treatment (Haze)	3%	
Orientation	Portrait / Landscape	
Operation Hours	24 / 7	
Connectivity	Input	HDMI (2), DP, DVI-D, Audio, USB2.0 Type A
	Output	DP, Audio
	External Control	RS232C In / Out, RJ45 (LAN) In / Out, IR In

## VIDEO WALL LINE UP



### 3.5mm Bezel to Bezel

VL5PF | 49

Resolution	1,920 × 1,080	
Brightness	450 nit (Typ.)	
Bezel Width (T,L / B,R)	2.25 mm / 1.25 mm	
Surface Treatment (Haze)	3%	
Orientation	Portrait / Landscape	
Operation Hours	24 / 7	
Connectivity	Input	HDMI, DP, DVI-D, RGB, Audio, USB3.0 Type A
	Output	DP, Audio
	External Control	RS232C In / Out, RJ45 (LAN) In / Out, IR In



### 3.5mm Bezel to Bezel

VL7F | 55

Resolution	1,920 × 1,080	
Brightness	700 nit (Typ.)	
Bezel Width (T,L / B,R)	2.25 mm / 1.25 mm	
Surface Treatment (Haze)	3%	
Orientation	Portrait / Landscape	
Operation Hours	24 / 7	
Connectivity	Input	HDMI (2), DP, DVI-D, Audio, USB2.0 Type A
	Output	DP, Audio
	External Control	RS232C In / Out, RJ45 (LAN) In, IR In



## 3.5mm Bezel to Bezel


VL5F | 55 49

Resolution	1,920 × 1,080	
Brightness	55": 500 nit (Typ.) 49": 450 nit (Typ.)	
Bezel Width (T,L / B,R)	2.25 mm / 1.25 mm	
Surface Treatment (Haze)	3%	
Orientation	Portrait / Landscape	
Operation Hours	24 / 7	
Connectivity	Input	HDMI (2), (49": HDMI 1), DP, DVI-D, RGB (49" Only), Audio, USB2.0 Type A
	Output	DP, Audio
	External Control	RS232C In / Out, RJ45 (LAN) In, IR In

# STRETCH

## Space Fitting Design for Effective Advertising

The unique bar-type displays are ideal for showing vertical or horizontal objects without truncation or compound content composed of video and text. Placed on pillars or any long structures, they provide an extraordinary viewing experience.







GOLDEN

The beauty of Ballet

*Assemble*

Coming Soon

## STRETCH KEY FEATURES



### Extended Wide Format with High Picture Quality

This bar-type screen is the most promising display for advertisement and information delivery with clear and vivid colors, placed in anywhere.



### Flexibility for Content Management

The product is able to organize multi content with video and text according to user's desired ratio. Also, it is optimized to show a vertical or horizontal object without truncation, providing lifelike viewing experiences to the customers.

### Tiled Scene with Immersive View

The product can show a tiled scene by up to 15 x 15 configuration. This will be the best choice if you want to use a large screen, or provide visual impact to your customers in a different way.

## STRETCH LINE UP



### 32:9 Ultra Stretch

BH7F | 88

Resolution	3,840 × 1,080	
Brightness	700 nit (Typ.)	
Surface Treatment (Haze)	3%	
Orientation	Portrait / Landscape	
Operation Hours	24 / 7	
Connectivity	Input	HDMI (3), DP, DVI-D, Audio, USB2.0 Type A (2)
	Output	DP, Audio
	External Control	RS232C In / Out, RJ45 (LAN) In / Out, IR In
Monitor Dimension (W × H × D)	2,158.3 × 611.2 × 84.8 mm	



### 58:9 Ultra Stretch

BH5F | 86

Resolution	3,840 × 600	
Brightness	500 nit (Typ.)	
Surface Treatment (Haze)	10%	
Orientation	Portrait / Landscape	
Operation Hours	24 / 7	
Connectivity	Input	HDMI (3), DP, DVI-D, Audio, USB2.0 Type A (2)
	Output	DP, Audio
	External Control	RS232C In / Out, RJ45 (LAN) In / Out, IR In
Monitor Dimension (W × H × D)	2,158.3 × 348.5 × 81.7 mm	
IP Rating	IP5X	

# UHD


## Absolute Color Vividness on Ultra HD Display

Vibrant colors and powerful performance bring content to life, effectively capturing the attention of passersby, driving traffic to the display's location.



01:40 PM  
May 20

22°

 Cloudy

Precipitation : 40%  
Wind : 4 mph

EMPLOYEE  
OF THE  
MONTH



**James Byron**

## UHD KEY FEATURES



FULL HD

ULTRA HD

### Ultra HD Resolution

With the resolution that is 4 times higher than FHD, it makes the color and details of the contents more vivid and realistic. In addition, the wide viewing angle applied with LG IPS Panel, provides clear contents with no distortion.



### Multi Screen with PBP/PIP

PBP (Picture-By-Picture)\* features multi screen in a single display with up to 4 input sources while PIP (Picture-In-Picture)\* supports playing both main screen and sub screen at the same time with various layouts. This gives great flexibility to allocate space for each content source.

\* Only available in some models.



### High Compatibility

For a smarter hassle-free meeting, LG UHD displays have been certified\* Crestron Connected® as well as compatibility with Cisco System. This will ensure automated and integrated control, boosting business management efficiency.

\* Only available in some models.



## Sleek & Practical Design

LG UHD signage has a slim depth which allows easy installation by using less space. Also, the detachable logos\* give users flexibility to arrange the display, while sound effects are provided from built-in speakers\* removing the need for purchasing external speakers.

\* Only applies to some models and the product design may differ by models.



## IP5x Certified Design

The IP5x Dust-Proof Certification\* ensures that the product is completely protected from dust, eliminating the risk of performance degradation.

\* Only available in some models.



## Tilting Installation Support

When a display is installed at high places, it is usually tilted for the user's comfort viewing. In consideration of this, the display supports the installation with up to 30 degrees of tilt\*.

\* Only available in some models.

# UHD LINE UP



## UHD Signage

UH7F-H | 65 55 49

Resolution	3,840 × 2,160	
Brightness	700 nit (Typ.)	
Surface Treatment (Haze)	28%	
Orientation	Portrait / Landscape	
Operation Hours	24 / 7	
Connectivity	Input	HDMI (3), DP, DVI-D, Audio, USB2.0 Type A
	Output	DP, Audio
	External Control	RS232C In / Out, RJ45 (LAN) In, IR In
Tilt (Facedown)	Max. 30° (30°C Temperature, Humidity 50%)	
IP Rating	IP5X	
Speaker	10W × 2ea	



## UHD Signage

UH5F-H | 98 86 75 65 55 49 43



Resolution	3,840 × 2,160	
Brightness	500 nit (Typ.)	
Surface Treatment (Haze)	28%	
Orientation	Portrait / Landscape	
Operation Hours	24 / 7	
Connectivity	Input	98" to 75" USB2.0 Type A(2), 65" to 43" USB2.0 Type A(1)
	Output	DP, Audio
	External Control	RS232C In / Out, RJ45 (LAN) In, IR In
Tilt (Facedown)	Max. 30° (30°C Temperature, Humidity 50%) * 65", 55", 49", 43" Only	
IP Rating	IP5X * 65", 55", 49", 43" Only	
Speaker	10W × 2ea	

\*75, 86 & 98 are not Made in India.



## UHD Signage

UH5E | 98 86 75 65 55 49

Resolution	3,840 × 2,160	
Brightness	500 nit (Typ.)	
Surface Treatment (Haze)	1% (98"), 3% (86", 75"), 28% (65", 55", 49")	
Orientation	Portrait / Landscape	
Operation Hours	24 / 7	
Connectivity	Input	HDMI (3), DP, DVI-D, Audio, USB2.0 Type A (2)
	Output	DP, Audio, External Speaker (65", 55", 49", 98" Only)
	External Control	RS232C In / Out, RJ45 (LAN) In, IR In
Speaker	10W × 2ea (86", 75" Only)	





webOS

## UHD Signage

UM3E | 86 75 UM3F | 98

Resolution	3,840 × 2,160	
Brightness	350 cd/m <sup>2</sup>	
Surface Treatment (Haze)	1% (98"), 3% (86"/75")	
Orientation	86" Landscape only, 98" & 75" Portrait & Landscape	
Connectivity	Input	HDMI (3), DP, DVI-D, Audio, USB 2.0 (2)
	Output	DP, Audio (Off/Fixed/Variable)
	External Control	RS232C In/out (4 Pin Phone-Jack), RJ45 (LAN) In, IR In
Bezel	14.3 mm (Even) (86"), 14.9 mm (Even) (75", 98")	
Operation Hours	24 Hrs (98", 75"), 18 Hrs (86")	



## UHD Signage

UM3DG | 65 55 49 43



Resolution	3,840 × 2,160	
Brightness	350 nit (Typ.)	
Surface Treatment (Haze)	1% (65" & 43"), 3% (55" & 49")	
Orientation	Portrait / Landscape	
Operation Hours	18 / 7	
Connectivity	Input	HDMI (3), USB2.0 Type A
	Output	Audio
	External Control	RS232C In / Out, RJ45 (LAN) In, IR In
Tilt (Facedown)	Max. 15° (30°C Temperature, Humidity 50%)	
IP Rating	IP5X	
Speaker	10W × 2ea	

# FHD

## A Broad Range of Offers for Diverse Customer Values

Easily installed in any venues, LG digital signage plays an integral role in customer engagement and spatial enhancement.





## FHD KEY FEATURES



### IPS Wide Viewing Angle

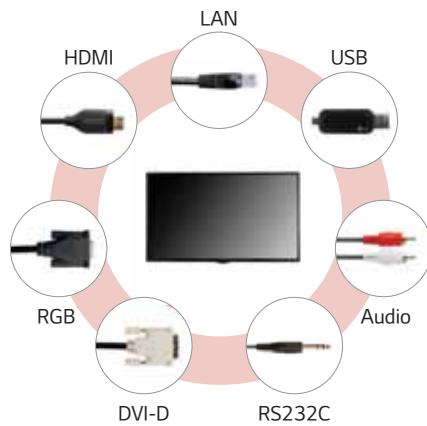
LG IPS panel technology provides better control of the liquid crystals, which in turn allows the screen to be viewed at virtually any angle. So it delivers stable and accurate colors no matter where viewers are.



### Detachable Logo & Built-in Speaker

The detachable logo\* makes it easy for the user to arrange the signage. Also, sounds can be played from built-in speakers\*, offering viewers various multi-media experiences.

\* Only available in some models.



### A Wide Range of Interfaces

Thanks to its high compatibility with diverse interfaces\*, users can select among various input/output sources for optimal content playback and control.

\* Input / output configuration differs by models.



### USB Plug & Play

It supports USB Plug & Play feature, so users can easily set content playback by using a USB.



## Various Applications

Easily installed in any venues, LG digital signage plays an integral role in customer engagement and spatial enhancement.

## FHD LINE UP



### FHD Signage

SM5KE | 49 43 32

Resolution	1,920 × 1,080	
Brightness	450 nit (32": 400 nit)	
Surface Treatment (Haze)	1%	
Orientation	Portrait / Landscape	
Operation Hours	24 / 7	
Connectivity	Input	HDMI (3), DP, DVI-D, Audio, USB
	Output	DP, Audio
	External Control	RS232C In / Out, RJ45 (LAN) In, IR In
Speaker	10W × 2ea	



### FHD Signage

SM3G | 22

Resolution	1,920 × 1,080	
Brightness	250 nit (Typ.)	
Surface Treatment (Haze)	25%	
Orientation	Portrait / Landscape	
Operation Hours	16 / 7	
Connectivity	Input	HDMI (2), Audio, USB 2.0 Type A
	External Control	RS232C In, RJ45 (LAN) In, IR In
Speaker	1W × 2ea	



## FHD Signage

SE3KE | 55 49 43 32

Resolution	1,920 × 1,080	
Brightness	350 nit	
Surface Treatment (Haze)	1%	
Orientation	Portrait / Landscape	
Operation Hours	18 / 7	
Connectivity	Input	HDMI (2), DVI-D, RGB, Audio, USB
	Output	Audio
	External Control	RS232C In / Out, RJ45 (LAN) In, IR In
Speaker	10W × 2ea	


## LG webOS Smart Signage Platform

webOS is a web-based multipurpose platform in which a variety of web applications are deployed and implemented. It helps digital signage maximize interaction with customers by going beyond its conventional function of advertisement and information delivery, which ultimately serves as a partner to make your business thrive.



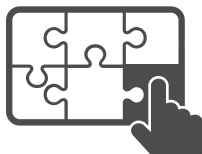
### Built-in Player

Powered by high-performance SoCs, it plays content with superb video graphic performance, without the need for a PC. Eliminating the need to purchase peripherals and extra cost for maintenance makes installation simpler and reduces the TCO.



### Web-Centric

Using the most common web programming languages, including HTML, JavaScript, and CSS offers familiarity when creating and adapting your applications for the webOS platform.




### Simple Customization

Free from any constraints, you can simply add interactive applications or external sensors to webOS signage for a higher level of customer engagement.



### Secured Communication

webOS ensures reliable communication between displays and web/data servers by supporting HTTPS and proxy servers.



### Content Management

webOS offers an embedded content management system equipped with an intuitive GUI, meaning that first-time users won't have to go through a complicated learning process to manage their displays.



### Monitoring and Control

Users can control and monitor the status of multiple displays in different locations in real-time, which is also available on internet-connected mobile devices, allowing you to rapidly respond to emergent situations.



## webOS Player

Even if you don't have an LG webOS-based signage or an old version of webOS signage, you can make full use of the benefit of webOS platforms by purchasing only a webOS player. The LG webOS player, WP400, upgrades your signage to webOS 4.0, allowing your old digital signage to perform its best.



## WP400

webOS Ver.	webOS 4.0	
Player Dimension (W × H × D)	258 × 36.5 × 186 mm	
Connectivity	Input	HDMI (2), DP, USB 2.0 (2)
	Output	HDMI, DP (Daisy Chain Only)
	External Control	RS232C In / Out, RJ45 In, IR In
Key Feature	UHD Playback, Embedded CMS, SuperSign Compatibility	

## To Become a Partner

<http://webossignage.developer.lge.com/discover/webos-signage/how-join-webos-signage-developer-site/>

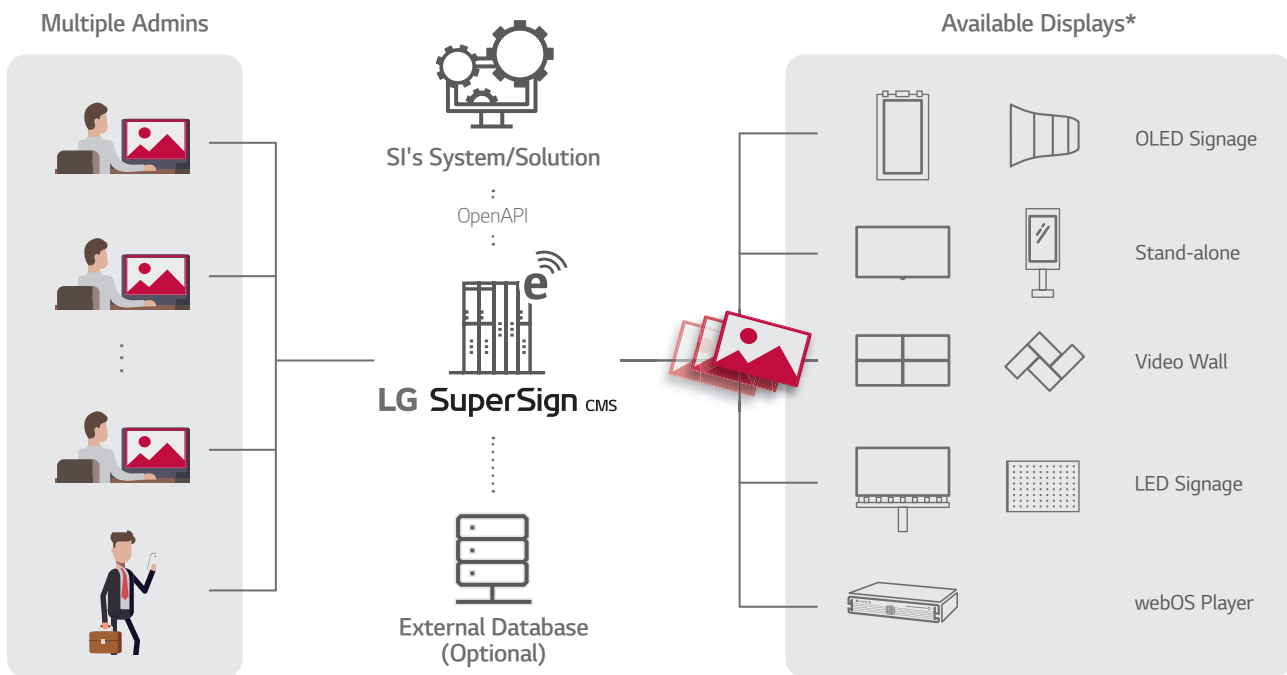
LG is always on the success of our partners' business and keeps our minds open to achieve that success. The webOS Signage Developer Site is a significant part of this. Once you become authorized as a webOS partner, you can not only download the essential sources such as SDK, SCAP libraries, or sample applications, but also get answers and technical support from LG.

# LG SuperSign Software Solution

## SuperSign CMS

### Versatile content management with enhanced usability

A variety of LG digital signages, whether stand-alone, outdoor, video walls, or LED signage, can be simultaneously connected and seamlessly managed by SuperSign CMS, with a single server. Administrators are free from the restraints of managing various display types and installation places, and they can operate an array of displays easily using a PC or mobile phone. Going a step further, SuperSign CMS offers OpenAPI, which allows system integrators to consolidate their solutions with SuperSign features and easily optimize them for LG digital signage, expanding the scope of its possible applications.



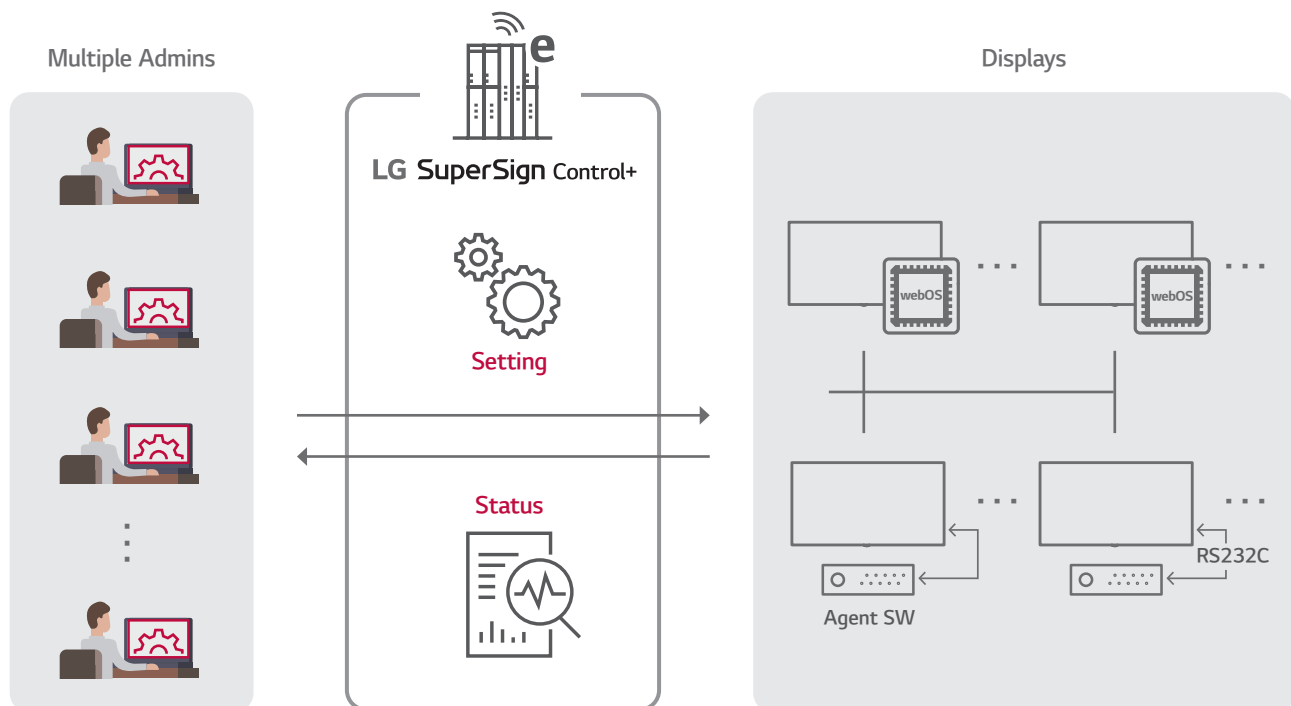
No. of Displays	~ 50	~ 500	~ 1000
Server Construction	Single Server	Single Server	Single Server
Recommended OS	Windows 7, Windows 8.1, Windows 10	Windows 7, Windows 8.1, Windows 10, Windows Server 2012 R2, Windows Server 2016	Windows 7, Windows 8.1, Windows 10, Windows Server 2012 R2, Windows Server 2016
CPU	Intel Core 2 Duo (2.5 GHz) or higher	Intel i7 or higher	Intel XEON E5-2676 v3 8 Core or higher
Memory	4 GB or more	4 GB or more	4 GB or more
HDD	40 GB or more of free space	40 GB or more of free space	40 GB or more of free space
Network Bandwidth	100 Mbps or higher	100 Mbps or higher	100 Mbps or higher
Browser	Internet Explorer 10 or later, Chrome 50 or later	Internet Explorer 10 or later, Chrome 50 or later	Internet Explorer 10 or later, Chrome 50 or later

\* Support may differ by model series.

## SuperSign Control+

### Integrated Monitoring and Real-time Control

SuperSign Control+ is a remote control and monitoring software solution optimized for LG digital signage. It focuses on large scale deployment, supporting more than thousands of displays. Multiple accounts can access the SuperSign Control+ server via network to monitor the status of connected displays in real-time, control them, and adjust their setting values. As an ever-ready solution, it continuously monitors the status of displays and instantly sends out e-mail alerts to administrators when problems occur. Alerts and warnings can be customized according to various parameters such as power, fan and temperature as managers see fit.



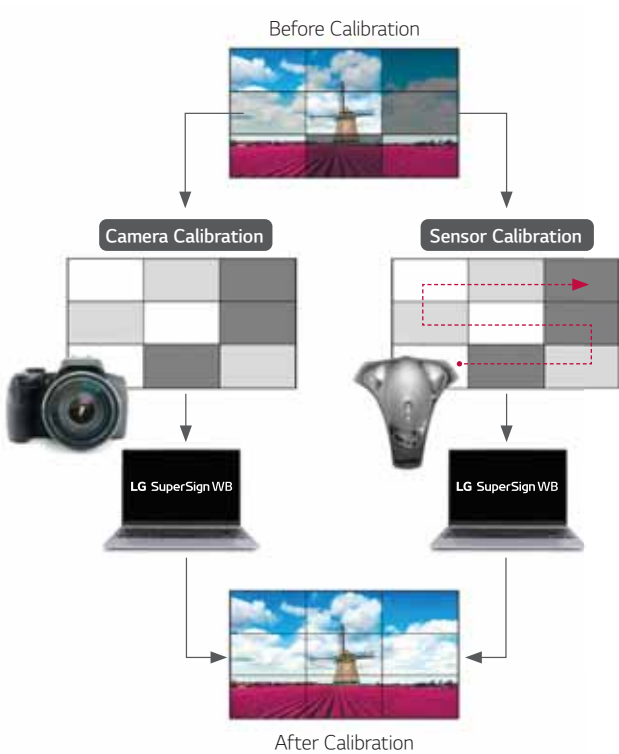
	SuperSign Control+ Manager	SuperSign Control+ Agent
Recommended OS	Windows 7 64bit Platform Windows 10 64bit Platform Windows Server 2012 R2 64bit Platform	Windows 7 Windows 10 Windows Server 2012 R2
CPU	Intel XEON E5-2676 v3 8 Core or higher	Intel Core 2 Duo (2.5 GHz) or higher
Memory	8 GB or more	4 GB or more
HDD	40 GB or more of free space	40 GB or more of free space
Network Bandwidth	100 Mbps or higher	100 Mbps or higher
Browser	Chrome 50 or later	N/A

# LG SuperSign Software Solution

## SuperSign WB

### Achieve Superb Color Consistency

Delivering stable and accurate color among connected displays is a key factor in determining the picture quality of a video wall. SuperSign WB adjusts the white balance to achieve this purpose by supporting camera and sensor calibration. Camera calibration lets users save time and manpower due to a simpler process than traditional sensor calibration, but it can recognize up to 3 × 3 layouts. So sensor calibration is recommended when a video wall layout has an irregular shape or is beyond 3 × 3 tiling.



### Camera Calibration

Camera	DSLR Camera, Nikon D5300, D5500, D5600
Lens	AF-S DX NIKKOR 18-55 mm F3.5-5.6G VR II
Tripod	Doesn't matter
USB	One available Camera to PC (USB) connect cable Recommended : USB extender cable 10M (32 feet)
RS232	One available RS232 to PC (USB) connect cable Recommended : RS232 Serial extender cable 10M (32 feet)

### Sensor Calibration

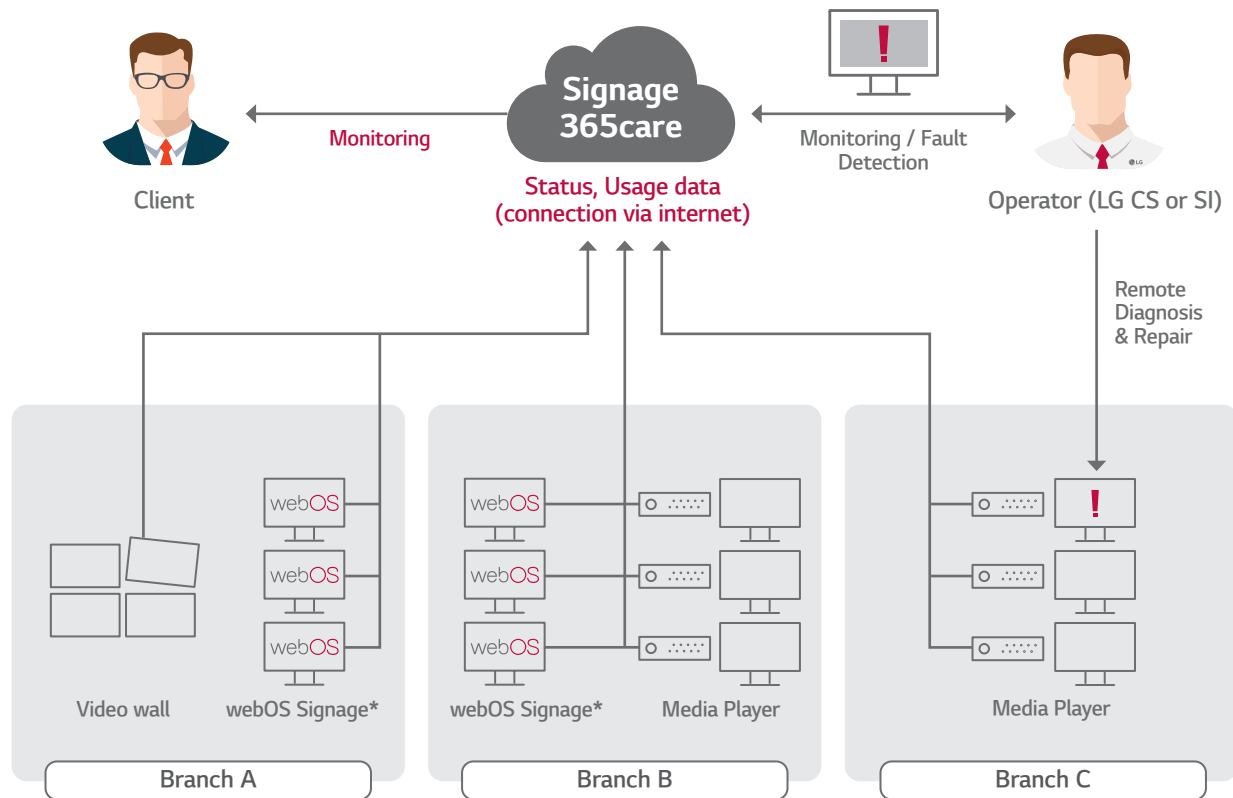
Supported Models	Spyder 3/4/5, i1 Display Pro, ACB8300, CA210/310
------------------	--

- Camera calibration is restricted to video wall models in configurations of up to 3 × 3.
- For optimal calibration results, your camera and video wall must each be facing the front center of the other.
- Install your camera in a horizontal orientation. Positioning your camera vertically may cause monitor detection to fail, which will lead to improper calibration.
- Only video walls configured in a square formation can be calibrated. Irregularly installed video walls are not supported.

## LG ConnectedCare

### Real-time Monitoring and Fault Detection

Signage365Care is a cloud service solution for remotely managing the operating status of signage displays installed in client workplaces. Through this service, causes of the fault can be easily identified prior to onsite visit, which leads to less time and cost for troubleshooting, ensuring the stable operation of a client's business.



\* The versions of webOS and displays supported are currently being expanded. For further details, please contact LG sales in your region.

## LG ExtendedCare Service

### LG ExtendedCare

LG's true value begins after purchase. LG ExtendedCare plans offer you different levels of protection so that you can choose the perfect way to manage your digital signage.



### Longer Warranty Brings You Relief

As digital displays become more advanced prices also increase. LG's extended warranty helps maintain your important asset in its best condition.



### Problems Solved as Quickly as Possible

Our LG service team will reach you within Next Business Day depending on the coverage you select, thereby minimizing downtime and quickly getting things up and running again.



### Leave It Up to Our Experts

Authorized and experienced LG service technicians will provide repair and reinstallation services so that you don't have to lift a finger.

\* The information above is based on general standards. Please note that terms & conditions may vary from country to country.

## White Glove Service with Quick Swap

Next Business Day Exchange

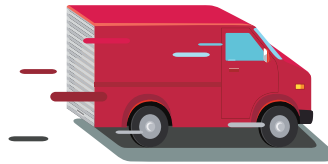
Authorized LG technicians will personally come to your location to exchange or deliver the product, providing an end-to-end service including deinstallation or reinstallation.



## Quick Swap Service

Next Business Day Exchange

LG will ship replacement products for replacement directly to your location so that you can get your device up and running as soon as possible.



## Extended Warranty Service

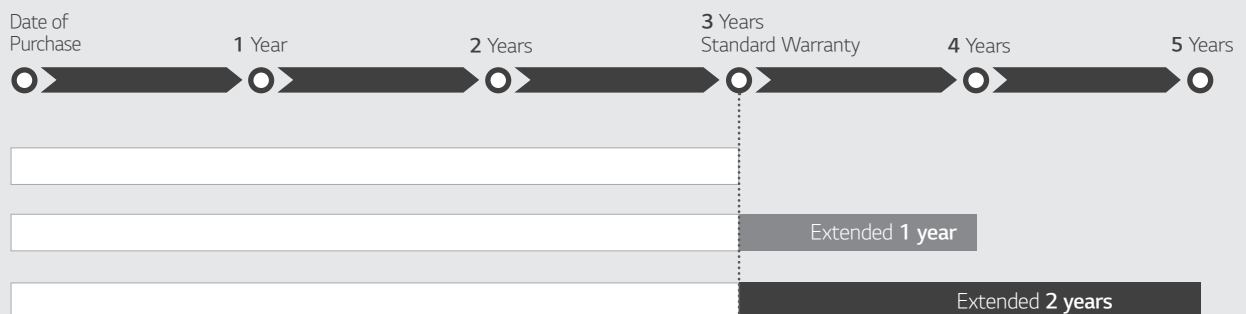
Up to 5 years

You can decide to add additional years to your existing warranty, to enjoy the fundamental care program provided by LG.



## Term Option

### Standard Monitor Signage



• With commercial TV 3 years can be added to the standard 2-year warranty to cover a maximum of up to 5 years.

\* Replacement products may be new, reconditioned, refurbished or otherwise factory remanufactured

\* The information above is based on general standards. Please note that terms & eligible products may vary from country to country.

Specifications

	Model	EW5TF	EW5F / EW5G	EJ5G
Panel	Screen Size	55	55	55
	Panel Technology	OLED	OLED	OLED
	Aspect Ratio	16 : 9		16:09
	Native Resolution	1,920 x 1,080 (FHD)		1,920 x 1,080 (FHD)
	Brightness (cd/m <sup>2</sup> )	150/400nit (APL 100%/25%, Without Glass)	150/400nit (APL 100%/25%, Without Glass)	150/400nit (APL 100%/25%) * Average Picture Level
	Contrast Ratio	150000 : 1	150000 : 1	150000 : 1
	Viewing Angle (H x V)	178 X 178	178 X 178	178 X 178
	Response Time	1ms (G to G)	1ms (G to G)	1ms(G to G)
	Life Time (Typ.)	30,000 Hrs (Typ.)	30,000 Hrs (Typ.)	30,000 Hrs
	Operation Hours	18/7 (Moving Content Only)	18/7 (Moving Content Only)	18Hrs/7days (Moving Video Only)
	Orientation	Portrait / Landscape	Portrait / Landscape	Portrait & Landscape
	Transparency	Yes		No
Connectivity	Input	HDMI (HDCP 1.4), DP (HDCP 1.3), USB 2.0 Type A, USB 2.0 Type A (Touch Control Board Only)	HDMI (HDCP 1.4) : EW5G, DP (HDCP 1.3), USB 2.0 Type A, (2)	HDMI, DP, USB 2.0 (2)
	Output	DP, Audio, USB 2.0 Type B (Touch USB)	DP, Audio, USB 2.0 Type B (Touch USB)	DP, Audio
	External Control	RS232C In/Out, RJ45 (LAN) In/Out, IR In (External IR Receiver)		RS232C In/out, RJ45 (LAN) In/out, IR In
Mechanical Specification	Bezel Color	Matt Silver	Mirror	Black
	Bezel Width	7.9 / 7.9 / 7.9 / 144.5 mm (T / R / L / B)	T/R/L/B : 7.9/7.9/7.9/121.7mm	Even Bezel : 0.9mm (Off Bezel) T/R/L/B : 5.3/11.0/5.3/5.3mm (On Bezel)
	Monitor Dimension (W x H x D)	1225.5 x 832.9 x 7.0mm (Head)	EW5F (1225.5 x 810.1 x 6.6mm (Head) 782.8 x 238.4 x 34.7mm (Signage Box)), EW5G (1225.5 x 810.1 x 4.9mm (Head))	LandScape: 1220.3 x 696.8 x 4.9mm (Head) * Signage Box : 782.8x 238.4 x 34.7mm
	Weight (Head)	14.6Kg	EW5F 13.9Kg (Head), 3.4Kg (Signage Box), EW5G 11.6Kg (Head), 3.4Kg (Signage Box)	6.6Kg (Head) 3.4Kg (Signage Box)
	Carton Dimensions (W x H x D)	1345 x 945 x 207mm	EW5F (1329 x 898 x 191mm), EW5G (1345 x 920 x 207mm)	1329 x 782 x 191mm
Key Features	Internal Memory (16GB), Temperature Sensor, FAN, webOS 4.0, Embedded CMS (Local Contents Scheduling, Group Manager), USB Plug & Play, Fail Over, Video Tag (4), Rotation (Screen Rotation), Gapless Playback, Setting Data Cloning, SNMP, ISM Method, Auto Set ID, Status Mailing, Control Manager, Crestron Connected (Network based control), PM Mode, Wake on LAN, HDMI-CEC(Compatibility may differ by equipment.), SI Server Setting, Pro:Idiom		Internal Memory (16 GB), Temperature Sensor, webOS 4.0, Embedded CMS (Local Contents Scheduling, Group Manager), USB Plug & Play, Fail Over, Sync Mode (RS-232C Sync, Local Network Sync), Video Tag (4), Gapless Playback, Tile Mode Setting, Setting Data Cloning, SNMP, ISM Method, Auto Set ID, Status Mailing, Control Manager, Crestron Connected (Network based control), PM Mode, Wake on LAN, HDMI-CEC(Compatibility may differ by equipment.), SI Server Setting, Pro:Idiom	Internal Memory (16 GB), Temperature Sensor, webOS 4.0, Embedded CMS (Local Contents Scheduling, Group Manager), USB Plug & Play, Fail Over, Sync Mode (RS-232C Sync, Local Network Sync), Video Tag (4), Rotation (Screen Rotation, External Input Rotation), Gapless Playback, Tile Mode Setting, Setting Data Cloning, SNMP, ISM Method, Auto Set ID, Status Mailing, Control Manager, Crestron Connected (Network based control), Power (PM Mode, Wake on LAN), HDMI-CEC (Compatibility may differ by equipment), SI Server Setting, Pro:Idiom
Environmental Conditions	Operation Temperature	0 °C to 40 °C	0 °C to 40 °C	0 °C to 40 °C
	Operation Humidity	10 % to 80 %	10 % to 80 %	10 % to 80 %
Power	Power Supply	AC 100-240V-, 50/60Hz	AC 100-240V-, 50/60Hz	100-240V-, 50/60Hz
	Power Type	Built-In Power	Built-In Power	Built-In Power
	Consumption Typ. / Max.	250W/280W	250W/280W	309W / 318W
Software Compatibility	Content Management Software	SuperSign CMS	SuperSign CMS	SuperSign CMS
	Control and Monitoring Software	SuperSign Control / Control+	SuperSign Control / Control+	SuperSign Control+ / Control
Certification	Safety	CB / NRTL	CB / NRTL	IEC 60950-1 / EN 60950-1 / UL 60950-1
	EMC	FCC Class "A" / CE / KC	FCC Class "A" / CE / KC	FCC Class "A" / CE / KC
	ErP / Energy Star	O (EU Only) / X	O (EU Only) / X	O / X
Touch	Available object size for touch	Ø12 mm ↑	N/A	N/A
	Reponse Time	120ms ↓	N/A	N/A
	Accuracy	3.5mm	N/A	N/A
	Interface	USB2.0	N/A	N/A
	Active Pen Interface	N/A	N/A	N/A
	Protection Glass Thickness	3.0T (Anti-Glare / Anti-Finger print)	N/A	N/A
	Protection Glass Transmission	84% (Typ.)	N/A	N/A
	Operating System Support	Windows 7 Professional, Windows 8.1, Windows 10	N/A	N/A
Multi touch point	Max 10 Points	N/A	N/A	
Protection Glass	Depth	3.0mm	3.0mm	3.0mm
	Tempered / Chemical strengthening	Yes	Yes	Yes
	Anti-Reflective	Yes	Yes	Yes
	Shatter-Proof	Yes	Yes	Yes



	Model	EJSE	EF5F / EF5G	EV5E
Panel	Screen Size	65	55	65
	Panel Technology	OLED		
	Aspect Ratio	16 : 9		
	Native Resolution	3,840 x 2,160 (UHD)	1,920 x 1,080 (FHD)	3,840 x 2,160 (UHD)
	Brightness (cd/m²)	150/400nit (APL 100%/25%) * Average Picture Level	150 / 400 nit (APL 100% / 25%)	150 / 400 nit (APL 100% / 25%)
	Contrast Ratio	150000 : 1	150,000 : 1	150000 : 1
	Viewing Angle (H x V)	178 X 178	178 x 178	178 x 178
	Response Time	1 ms (G to G)	1 ms (G to G)	1 ms (G to G)
	Life Time (Typ.)	30,000 Hrs	No	
	Operation Hours	12Hrs/7days (Moving Video Only)	18 / 7 (Moving Content Only)	12Hrs/7days (Moving Video Only)
	Orientation	Portrait & Landscape	Landscape & Portrait	Portrait
Connectivity	Input	HDMI, DP, USB 2.0 (2)	HDMI (HDCP 2.2), DP (HDCP 1.3), USB 2.0 Type A (2)	HDMI, DP, USB 2.0 (2)
	Output	DP, Audio	DP, Audio	DP, Audio
	External Control	RS232C In/out, RJ45 (LAN) In/out, IR In	RS232C In / Out, RJ45 In / Out, IR In (External IR Receiver)	RS232C In/out, RJ45 (LAN) In/out, IR In
Mechanical Specification	Bezel Color	Black	Black	Black
	Bezel Width	LandScape: 0.9 / 0.9 / 0.9 / 0.9mm (Off Bezel) LandScape: 8.1 / 8.3 / 8.3 / 10.7mm (On Bezel)	0.6 / 6.7 / 6.7 / 0.6 mm (Off Bezel) 5.0 / 7.6 / 7.6 / 10.6mm (Off Bezel)	(Off-bezel) 1.2 / 1.2 / 1.2 / 1.2mm (U/B/L/R) (On-bezel) 9.1 / 9.1 / 8.7 / 11.6mm (U/B/L/R) (Seam) 6.7mm
	Monitor Dimension (W x H x D)	LandScape: 1445.1 x 822.6 x 6.0mm (Head) * Signage Box : 782.8 x 35.5 x 239.0mm	1,224.9 x 696.2 x 38.0 mm (Head, w/ Pemmnut) 1,224.9 x 696.2 x 12.4 mm (Head, w/o Pemmnut) (Signage Box) 413 x 353 x 57.3mm	1,634.6 x 1,446.7 x 7.9mm (Head,1x2) 2,445.4 x 1,446.7 x 7.9mm (Head,1x3)
	Weight (Head)	13.5kg (SET) * Signage Box : (3.6kg)	6.6 kg (Signage Box) 3.5 kg	29.4kg (SET 1x2, w/ Signage Box) 44.5kg (SET 1x3, w/ Signage Box)
	Carton Dimensions (W x H x D)	1590 x 965 x 205mm	1940 x 1120 x 536mm (1x2)	1940 x 1120 x 536mm (1x2), 1940 x 1120 x 646mm (1x3)
	Packed Weight	23.4kg	69.6Kg (1x2, w/Pallet)	69.6Kg (1x2,w/Pallet) 96.0Kg (1x3, w/Pallet)
Key Features		Internal Memory (64GB), Temperature Sensor, Embedded CMS (USB Auto Playback, Local Contents Scheduling, Group Manager), Fail Over, Content Sync (RS232C, Local Network), OSD Rotation, Tile Mode Setting, Setting Data Cloning, Firmware Update by Network, SNMP, ISM Mode, Control Manager, Crestron Connected®1), DPM, PM Mode, Wake on LAN, Power on Delay, HDMI-CEC2), SI Server Setting, webRTC	Internal Memory (64GB), Temperature Sensor, FAN, webOS 4.0, Embedded CMS (Local Contents Scheduling, Group Manager), USB Plug & Play, Fail Over, Sync Mode (RS-232C Sync, Local Network Sync), Video Tag (4), Rotation (Screen Rotation, External Input Rotation), Gapless Playback, Tile Mode Setting, Setting Data Cloning, SNMP, ISM Method, Auto Set ID, Status Mailing, Control Manager, Crestron Connected (Network based control ), PM Mode, Wake on LAN, HDMI-CEC (Compatibility may differ by equipment.), SI Server Setting, webRTC, Pro:Idiom	Internal Memory (64GB), Temperature Sensor, FAN, webOS 4.0, Embedded CMS (Local Contents Scheduling, Group Manager), USB Plug & Play, Fail Over, Sync Mode (RS-232C Sync, Local Network Sync), Video Tag (4), Gapless Playback, Tile Mode Setting, Setting Data Cloning, SNMP, ISM Method, Auto Set ID, Status Mailing, Control Manager, Crestron Connected (Network based control ), PM Mode, Wake on LAN, SI Server Setting
Environmental Conditions	Operation Temperature	0 °C to 40 °C	0°C to 40°C	0°C to 40°C
	Operation Humidity	10 % to 80 %	10 % to 80 %	10% ~ 80%
Power	Power Supply	100-240V-, 50/60Hz	AC 100 - 240 V ~, 50 / 60 Hz	100-240V-, 50/60Hz
	Power Type	Built-In Power	Built-In Power	Built-In Power
	Consumption Typ. / Max.	440W (8 color bar) / 478W (8 color bar)	309 W / 318 W (Based on 8 color bar)	440 W *8 Color Bar Based/478 W *8 Color Bar Based
Software Compatibility	Content Management Software	SuperSign CMS	SuperSign CMS	SuperSign CMS
	Control and Monitoring Software	SuperSign Control+ / Control	SuperSign Control+ / Control	SuperSign Control+ / Control
Certification	Safety	IEC 60950-1 / EN 60950-1 / UL 60950-1	CB / NRTL	IEC 60950-1 / EN 60950-1 / UL 60950-1
	EMC	FCC Class "A" / CE / KC	FCC Class "A" / CE / KC	FCC Class "A" / CE / KC
	ErP / Energy Star	O / X	Yes (EU Only)	Yes (EU Only)

Specifications

	Model	XS4G	XF3C
Panel	Screen Size	75	75
	Panel Technology	IPS	IPS, M+ (WRGB)
	Aspect Ratio	16 : 9	
	Native Resolution	3,840 x 2,160 (UHD)	3,840 x 2,160 (UHD)
	Backlight Unit Type	Direct	
	Brightness (cd/m <sup>2</sup> )	4,000nit (Typ), 3,200nit(Min)	Typ: 3000cd/m2, Min: 2400cd/m2
	Contrast Ratio	1200:1 (Typ)	1200:1 (Typ)
	Viewing Angle (H x V)	178 x 178	178 x 178
	Response Time	8ms (G to G)	8ms (G to G BW) typ.
	Surface Treatment (Haze)	3%	AGLR(Haze 3%), QWP
	Life Time (Typ.)	50,000 Hrs (Typ)	50,000 Hrs
	Orientation	Portrait / Landscape	Portrait & Landscape
Connectivity	Input	HDMI(2), DP, Audio, USB	HDMI (2), DP, DVI-D, Audio, USB, SD Card
	Output	DP, External Speaker (L/R)	DP, External Speaker
	External Control	RS232C In/Out, RJ45 In/Out, IR In	RS232C In/out, RJ45 In, IR
Mechanical Specification	Bezel Color	Black	Black
	Bezel Width	Even bezel : 13.8mm	Even bezel : 11.8mm
	Monitor Dimension (W x H x D)	1,679.2 x 957.6 x 104mm	1,675.2 x 953.6 x 123.9mm
	Weight (Head)	39.6 kg	36.7Kg
	Carton Dimensions (W x H x D)	1,816 x 1,106 x 285mm	1,816mm x1,106mm x 285mm
	Packed Weight	39.6 kg	46.3Kg
	Handle	Yes	Yes
	VESA	600 x 400	NA
Key Features	Internal Memory (16 GB), Built In Wi-Fi, Temperature Sensor, Auto Brightness Sensor, USB Plug & Play, Embedded CMS (Local Contents Scheduling), Sync Mode (RS-232C Sync, Local Network Sync), Rotation (Screen Rotation, External Input Rotation), Tile Mode Setting (Max. 15 x 15),SNMP, ISM Method, Control Manager, Smart Energy Saving, PM Mode, Wake on LAN, HDMI-CEC)	Temperature Sensor, Cooling Fan, Auto Brightness Sensor, Energy Saving, Smart Energy Saving, Tile Mode (up to 15 x 15), Natural Mode@Tile Mode, Source Selection, Brightness/Contrast/Backlight, DPM Select, File Play with USB, Internal Memory (8GB, System 4GB + Available 4GB), Wi-Fi Dongle Ready	
Environmental Conditions	Operation Temperature	0 °C to 40°C (w/o Direct Sunlight, Direct Sunlight in Cooling System)	0°C to 50°C
		0 °C to 30°C (Direct Sunlight)	
	Operation Humidity	10 % to 80 %	10% to 85%
Power	Power Supply	AC 100-240V~, 50/60Hz	100-240 V~, 50/60 Hz
	Power Type	Built-in Power	Built-In Power
	Consumption Typ. / Max.	750 W / 790 W	660 W / 695 W
Media Player Compatibility	OPS Type Compatible	No	No
	External Media Player Attachable	No	No
Software Compatibility	Content Management Software	SuperSign CMS	
	Control and Monitoring Software	SuperSign Control+	SuperSign Control+ / Control
Certification	Safety	CB / NRTL	IEC 60950-1 / EN 60950-1 / UL 60950-1
	EMC	FCC Class "A" / CE / KC / VCCI	FCC Class "A" / CE / KC / VCCI

	Model	XE4F		XF3E	
Panel	Screen Size	55	49	55	49
	Panel Technology	IPS, M+ (WRGB)			
	Aspect Ratio	16 : 9			
	Native Resolution	1,920 × 1,080 (FHD)		1,920 × 1,080 (FHD)	
	Backlight Unit Type	Direct			
	Brightness (cd/m <sup>2</sup> )	4,000nit (Typ), 3,200nit(Min)		Min: 2400cd/m2, Typ: 3000cd/m <sup>2</sup>	
	Contrast Ratio	1,000:1	1,300:1	1,000:1	1,300:1(typ.)
	Viewing Angle (H × V)	178 × 178		178 × 178	
	Response Time	9ms (G to G BW) Typ.	8ms (G to G BW) Typ.	9ms (G to G BW) Typ.	8ms (G to G BW) Typ.
	Surface Treatment (Haze)	3%		AGLR(Haze 3%), QWP	
	Life Time (Typ.)	50,000 Hrs (Typ)		50,000 Hrs	
	Orientation	Portrait / Landscape		Portrait & Landscape	
Connectivity	Input	HDMI (2, HDCP 2.2), DP (HDCP 2.2), USB 2.0 Type A (2)		HDMI(2), DP, DVI-D, Audio, USB	
	Output	External Speaker Out (L/R, 10W + 10W)		DP, External Speaker Out (L/R)	
	External Control	RS232C In (4 Pin Phone Jack) / Out , RJ45 (LAN) In (2 - Lan, HDbaseT) / Out		RS232C In/Out, RJ45 In, IR Receiver In, Pixel Sensor In	
Mechanical Specification	Bezel Width	38.4/26/26/38.4mm		9.9mm(L/R),12mm(T/B)	6.5mm(L/R), 9mm(T/B)
	Monitor Dimension (W × H × D)	1292.5 × 737.4 × 88.0mm	1153 × 656.2 × 88.0mm	1235.5mm × 709.4mm × 106.8mm	1092.7mm × 626.4mm × 105mm
	Weight (Head)	40Kg	32Kg	26.5kg	21.5kg
	Carton Dimensions (W × H × D)	1446 × 890 × 207mm	1287 × 797 × 207mm	1344mm × 236mm × 820mm	1195mm × 196mm × 760mm
	Packed Weight	46Kg	37Kg	32.25kg	26.2kg
	Handle	NA		Yes	
	VESA	NA		600 × 400	
Key Features	<p>Internal Memory (16 GB), Temperature Sensor, Auto Brightness Sensor, Pixel Sensor, BLU Sensor, Humidity Sensor, Acceleration (Gyro) Sensor, Power Indicator, FAN, webOS 4.0, Embedded CMS (Local Contents Scheduling, Group Manager), USB Plug &amp; Play, Fail Over, Background Image (Booting Logo Image, No Signal Image), Sync Mode (RS-232C Sync, Local Network Sync, Backlight Sync), Multi-screen (PIP, PBP (2)), Video Tag (4), Play via URL, Rotation (Screen Rotation, External Input Rotation), Gapless Playback, Tile Mode Setting (Max. 15 × 15), Setting Data Cloning, SNMP, ISM Method, Auto Set ID, Status Mailing, Control Manager, Smart Energy Saving, PM Mode, Wake on LAN (LAN In / HDbaseT Port), HDMI-CEC2), SI Server Setting, webRTC, ProIdiom</p>			<p>Temperature Sensor, Cooling Fan, Auto Brightness Sensor, Energy Saving, Smart Energy Saving, Tile Mode (up to 15 × 15), Natural Mode@Tile Mode, Source Selection, Brightness/Contrast/Backlight, DPM Select, File Play with USB, Internal Memory (8GB, System 4GB + Available 4GB), Wi-Fi Dongle Ready</p>	
Environmental Conditions	Operation Temperature	-30°C to 50 °C		0 °C to 50 °C (w/o Direct Sunlight, Direct Sunlight in Cooling System) 0 °C to 40 °C (Direct Sunlight)	
	Operation Humidity	5 % to 100 %		10 % to 80 %	
Power	Power Supply	AC 100-240V~, 50/60Hz		100-240V~, 50/60Hz	
	Power Type	Built-In Power		Built-In Power	
	Consumption Typ. / Max.	330 W / 400 W	300 W / 350 W	250 W / 300 W	250 W / 2900 W
Software Compatibility	Content Management Software	SuperSign CMS			
	Control and Monitoring Software	SuperSign Control / Control+, Signage365Care3)		SuperSign Control+ / Control	
Certification	Safety	CB / NRTL		IEC 60950-1 / EN 60950-1 / UL 60950-1	
	EMC	FCC Class "A" / CE / KC / VCCI		FCC Class "A" / CE / KC	

Specifications

	Model	TN3F	TR3BF		
Panel	Screen Size	86	86	75	65
	Panel Technology	IPS	IPS		
	Aspect Ratio	16 : 9	16 : 9		
	Native Resolution	3,840 x 2,160 (UHD)	3,840 x 2,160 (UHD)		
	Backlight Unit Type	Edge	Direct		
	Brightness (cd/m <sup>2</sup> )	360nit (wo Glass typ), 310nit (wo Glass, min), 330nit (w Glass typ), 280nit (w Glass min)	360nit (wo Glass typ), 310nit (wo Glass, min), 330nit (w Glass typ), 280nit (w Glass min)	380nit (wo Glass typ), 330nit (wo Glass, min), 350nit (w Glass, typ), 300nit (w Glass min)	
	Contrast Ratio	1000:1	1,100:1	1,200:1	
	Viewing Angle (H x V)	178 X 178	176 x 176		
	Response Time	8ms (GtoG)	8ms (GtoG)	9ms (GtoG)	
	Life Time (Typ.)	30,000 Hrs (Min.)	30,000 Hrs (Min.)		
	Operation Hours	16/7 Hr	16/7 Hr		
	Orientation	Landscape	Landscape		
Connectivity	Input	HDMI (3), DP, DVI-D,	HDMI (3), RGB / Audio In		
	USB	USB 2.0 (2), USB Type C(USB2.0), Touch Out(USB2.0,B Type)(2)	USB 2.0 (3, Front : 2ea, Bottom side: 1ea, Only for software update), USB 3.0 (3), Touch Out(USB2.0, B Type) (2)		
	External Control	RS232C In/Out	RS232C In, RJ45		
Mechanical Specification	Bezel Color	Black	Black		
	Bezel Width	(T/L/R/B) set: 28.8mm	Top/Right/Left:17.7mm, Bottom:45.7mm		
	Monitor Dimension (W x H x D)	1952.6 X 1164.1 X 86.4mm	1,957x1,160x86mm	1709 x 1020 x 86mm	1488 x 897 x 86mm
	Weight (Head)	66.7Kg	67kg	53Kg	40kg
	Carton Dimensions (W x H x D)	2190 X 1470 X 371mm	2,230x1,499x285mm	1950 x 1266 x 285mm	1700 x 1175 x 250mm
	Handle	Yes	Yes	Yes	Yes
	VESA	600 X 400	800 x 600	800 x 400	
Key Features		Internal Memory (16GB), SoC (Hisi 811, Dual core A73+Dual core A53), DDR(3GB), Wi-Fi(Built-in, Slot type), Power Indicator, Local Key Operation(1, Power button), OS -Android 8.0			
Environmental Conditions	Operation Temperature	0 °C to 40 °C	0 °C to 40 °C		
	Operation Humidity	10 % to 80 %	10 % to 80 %		
Power	Power Supply	100-240V~, 50/60Hz	100-240V~, 50/60Hz		
	Power Type	Built-In Power	Built-In Power		
	Consumption Typ. / Max.	360W / 420W	365W / 420W	175 W /294 W	145 W/ 275 W
Software Compatibility	Content Management Software	SuperSign CMS	NA		
	Control and Monitoring Software	SuperSign Control / Control+	NA		
Certification	Safety	CB / NRTL	UL / cUL / CB		
	EMC	FCC Class "A" / CE / KC	FCC Class "A" / CE		
	ErP /	Yes	Yes		
Touch	Available object size for touch	Ø5 mm ↑ (Active Pen: Ø 2mm ↑ )	Ø3 mm ↑		
	Reponse Time	70ms ↓	60ms ↓ (Android) 100ms ↓ (Windows)		
	Accuracy	±1.5mm	±1.5mm		
	Interface	USB2.0	USB2.0		
	Active Pen Interface	UPF 2.0(Wacom)	NA		
	Protection Glass Thickness	1.85T (Anti-Glare)	4T (Anti-Glare)		
	Protection Glass Transmission	88%	87%		
	Operating System Support	Win10,Win8, Win7 Professional	Windows 7/8/10/WindowsXP/Linux/Mac/Android (WindowsXP/Linux/Mac Support one point touch)		
Multi touch point	Finger : Max 20 Point (Windows) Finger: Max 10Point (webOS) Active Pen : Max 2 Point	Max 20 Points			
Protection Glass	Depth	NA	NA		
	Degree of Protection	NA	NA		
	Tempered / Chemical strengthening	NA	NA		
	Anti-Reflective	NA	NA		
	Infrared - Resistance (IR)	NA	NA		
	Shatter-Proof	NA	NA		

	Model	TC3D		TA3E				
Panel	Screen Size	75	55	55	49	43	32	
	Panel Technology	IPS						
	Aspect Ratio	16 : 9						
	Native Resolution	3,840 x 2,160 (UHD)	1,920 x 1,080 (FHD)	1,920 x 1,080 (FHD)				
	Backlight Unit Type	Direct		Edge				
	Brightness (cd/m <sup>2</sup> )	500cd/m <sup>2</sup>	450cd/m <sup>2</sup>	450cd/m <sup>2</sup> (w/Glass 325cd/m <sup>2</sup> )			400cd/m <sup>2</sup>	
	Contrast Ratio	1,200:1	1,100:1	1,100:1				
	Viewing Angle (H x V)	178 x 178		176 X 176				
	Response Time	6ms(G to G)	12ms(G to G BW)	12ms(G to G BW), 9.0ms(WOT)			10ms(G to G BW), 7.1ms(WOT)	
	Life Time (Typ.)	50,000 Hrs (Typ.)						
	Operation Hours	24/7 Hr			24/7 Hr			
	Orientation	Portrait & Landscape			Portrait & Landscape			
Connectivity	Input	HDMI (3), DP, DVI-D, RGB, Audio, USB 3.0, USB 2.0, OPS USB 2.0		HDMI (2), DP, DVI-D, RGB, Audio In, USB 3.0				
	USB	Touch USB 2.0 (2)		DP, Audio Out				
	External Control	RS232C In/out, RJ45 In		RS232C In/out, RJ45 In, IR Receiver In, Pixier Sensor In				
Mechanical Specification	Bezel Color	Black		Black				
	Bezel Width	41.6mm	31.6 / 32.3mm / 32.3mm / 37.7mm(T/L/R/B)	32.7mm (Even)				
	Monitor Dimension (W x H x D)	1,760.9 x 1011.1 x 69.7 (w/o Handle)	1,276.4 x 751.9 x 63.9	1,278 x 748.8 x 71.4mm	1,142.2 x 672.4 x 71.4 mm	1,009.6 x 597.8 x 71.4 mm	768.4 x 462.9 x 74.5mm	
	Weight (Head)	74.5Kg	30.1 kg	28.0 kg	22.3 kg	17.1 kg	10.3 kg	
	Carton Dimensions (W x H x D)	1,870 x 1,264 x 285 (with pallet)	1,369 x 890 x 210	1,410 x 880 x 207mm	1,260 x 785 x 162mm	1,122 x 720 x 162mm	852 x 560 x 152mm	
	VESA	600 x 400	300 x 300	300 x 300		200 x 200		
Key Features		webOS 3.0+, Embedded IDB App, Crestron Connected (Network Based Control), Mirroring, Soft AP, Beacon, Reader Mode, Auto Brightness Sensor, Internal Memory (64GB, System 8GB), Temperature Sensor, ISM Method, DPM Select, Brightness Control, PM Mode, Wake on LAN, Energy Saving, File Play with USB, 2 PIP/PBP, Built-in Wi-Fi (802.11n Combo), USB Cloning, Failover, No Signal Image		Temperature Sensor, Auto Brightness Sensor, Tile Mode (Up to 15x15), Natural Mode @Tile Mode, ISM Method, DPM Select, Energy Saving, Smart Energy Saving, File Play with USB, PIP/PBP (2), Internal Memory 8GB (System 4GB + Available 4GB), Wi-Fi Built-in (802.11n combo), USB Cloning, Easy Brightness Control, IDB App. (Whiteboard App.), Fail Over, Mirroring, SoftAP, Beacon, Embedded Template, Built-in Speaker (10W+10W), Crestron Connected®**				
Environmental Conditions	Operation Temperature	0 °C to 40 °C		0°C to 40°C				
	Operation Humidity	10 % to 80 %		10% to 80%				
Power	Power Supply	100-240V~, 50/60Hz		Built-In Power				
	Power Type	Built-In Power		100-240V~, 50/60Hz				
	Consumption Typ. / Max.	170 W / 240 W	70 W / 100 W	100 W / 115 W	85 W / 105 W	75 W / 95 W	60 W / 85 W	
Software Compatibility	Content Management Software	SuperSign CMS		SuperSign CMS				
	Control and Monitoring Software	SuperSign Control+ / Control		SuperSign Control+ / Control				
Certification	Safety	UL / cUL / CB / TUV / KC		UL / cUL / CB / TUV / KC				
	EMC	FCC Class "A" / CE / KC		FCC Class "A" / CE / KCC				
	ErP /	No		N/A / Yes (EnergyStar 7.0)				
Touch	Available object size for touch	Ø6 mm ↑		Ø4 mm ↑				
	Reponse Time	10 ms ↓		10 ms ↓				
	Accuracy	2mm		2mm ↓				
	Interface	USB 2.0		USB 2.0				
	Protection Glass Thickness	4T (Anti-Glare)	3.2T (Anti-Glare)	2.8T (Anti-Glare)				
	Protection Glass Transmission	83% (Typ)		85% ↑				
	Operating System Support	Win 7 Pro, Win 8.x, Win 10		Windows 7, Windows 8/8.1/10 / Mac OS X (10.9 over)				
	Multi touch point	Max 40 Points (Need to support by windows applications.)		Max 10 Point				

Specifications

	Model	SVH7F	SVM5F-H	VH7E	VH7E-H	VH7E
Panel	Screen Size	55	55	55	55	49
	Panel Technology	IPS	IPS	IPS		
	Aspect Ratio	16 : 9				
	Native Resolution	1,920 X 1,080 (FHD)	1,920 X 1,080 (FHD)	1,920 X 1,080 (FHD)		
	Backlight Unit Type	Direct	Direct	Direct		
	Brightness (cd/m <sup>2</sup> )	700nit (Typ.)	500nit	700nit		
	Contrast Ratio	1,200:1	1,100:1	1,400:1	1,200:1	1,300:1
	Viewing Angle (H x V)	178 X 178	176 x 176	176 x 176		
	Response Time	8ms (G to G)	8ms (G to G)	8ms (G to G)		
	Surface Treatment (Haze)	3%	28%	3%	44%	3%
	Life Time (Typ.)	60,000Hrs (Typ.) / 50,000Hrs (Min.)	50,000Hrs (Min)	50,000Hrs (Min)		
	Operation Hours	24/7 Hr	24/7 Hr	24/7 Hr		
	Orientation	Portrait / Landscape	Portrait / Landscape	Portrait / Landscape		
Connectivity	Input	HDMI (2), DP, DVI-D, Audio, USB	HDMI (2), DP, DVI-D, Audio, USB 2.0	HDMI (2), DP, DVI-D, Audio, USB 2.0		
	Output	DP, Audio	DP, Audio	DP, Audio		
	External Control	RS232C In/out, RJ45 (LAN) In/out, IR In	RS232C In/out, RJ45 (LAN) In/out, IR In	RS232C In/out, RJ45(LAN) In/out, IR In		
Mechanical Specification	Bezel Color	Black	Black	Black		
	Bezel Width	Even bezel : 0.44mm	Even bezel : 0.44mm	Even bezel : 0.9mm		
	Monitor Dimension (W x H x D)	1,210.51 x 681.22 x 86.5mm	1,210.51 x 681.22 x 86.5mm	1211.4 x 682.2 x 86.5mm	1211.4 x 682.2 x 86.5mm	1075.6 x 605.8 x 86.2mm
	Weight (Head)	16.8 kg	16.8 kg	18.6Kg	18.6Kg	17.5Kg
	Carton Dimensions (W x H x D)	1,353 x 855 x 263mm	1,353 x 855 x 263mm	1353 x 855 x 263mm	1353 x 855 x 263mm	1214 x 775 x 263mm
	Packed Weight	23.6 kg	23.6 kg	25.3Kg	25.3Kg	23.2Kg
	Handle	Yes	Yes	Yes		
	VESA	600 x 400	600 x 400	600 x 400		
Key Features	Internal Memory (8 GB), Temperature Sensor, Current Sensor, BLU Sensor, Local Key Operation, webOS 4.0, Embedded CMS (Local Contents Scheduling, Group Manager), USB Plug & Play, Fail Over, Background Image (No Signal Image), Sync Mode (RS-232C Sync, Local Network Sync), Video Tag (2), Play via URL, Rotation (Screen Rotation, External Input Rotation), Gapless Playback, Tile Mode Setting (Max. 15 x 15), Setting Data Cloning, SNMP, ISM Method, Auto Set ID, Status Mailing, Control Manager, Crestron Connected®2), Smart Energy Saving, PM Mode, Wake on LAN, HDMI-CEC3), SI Server Setting, webRTC, Pro:Idiom, W/B Setting by Grey Scale, Scan Inversion		Internal Memory (8 GB), Temperature Sensor, Current Sensor, Local Key Operation webOS 4.0, Embedded CMS (Local Contents Scheduling, Group Manager), USB Plug & Play, Fail Over, Background Image (Bootling Logo Image, No Signal Image), Sync Mode (RS-232C Sync, Local Network Sync), Video Tag (2), Play via URL, Rotation (Screen Rotation, External Input Rotation), Gapless Playback, Tile Mode Setting (Max. 15 x 15), Setting Data Cloning, SNMP, ISM Method, Auto Set ID, Status Mailing, Control Manager, Crestron Connected 2), Smart Energy Saving, PM Mode, Wake on LAN, HDMI-CEC3), SI Server Setting, webRTC, Pro:Idiom, W/B Setting by Grey Scale, Scan Inversion			
Environmental Conditions	Operation Temperature	0 °C to 40 °C	0°C to 40°C	0 °C to 40 °C		
	Operation Humidity	10 % to 80 %	10 % to 80 %	10 % to 80 %		
Power	Power Supply	AC 100 - 240 V ~, 50 / 60 Hz	100-240V~, 50/60Hz	AC 100-240V~, 50/60Hz		
	Power Type	Built-In Power	Built-In Power	Built-In Power		
	Consumption Typ. / Max.	210 W / 250 W	200W / 250W	220W/260W	220W/260W	150W/180W
Media Player Compatibility	OPS Type Compatible	Yes	Yes (Piggyback)	Yes (Piggyback)		
Software Compatibility	Content Management Software	SuperSign CMS	SuperSign CMS	SuperSign CMS		
	Control and Monitoring Software	SuperSign Control / Control+, SuperSign W/B, SuperSign Media Editor, Signage365Care4)	SuperSign Control / Control+, Signage 365 care	SuperSign Control / Control+, Signage 365 care		
Certification	Safety	CB / NRTL	CB / NRTL	CB / NRTL		
	EMC	FCC Class "A" / CE / KC	FCC Class "A" / CE / KC	FCC Class "A" / CE / KC		
	ErP	Yes (EU Only)	O (EU Only) / Energy Star 8.0	O (EU Only) / X	O (EU Only) / X	O (EU Only) / Energy Star 8.0
Special Feature	Tilt (Facedown)	NA	NA	NA		
	IP Rating	NA	NA	NA		

	Model	VM5E	VL5PF
Panel	Screen Size	55	49
	Panel Technology	IPS	IPS
	Aspect Ratio	16 : 9	
	Native Resolution	1,920 X 1,080 (FHD)	1920 x 1080 (FHD)
	Backlight Unit Type	Direct	Direct
	Brightness (cd/m <sup>2</sup> )	500nit	450nit
	Contrast Ratio	1,400:1	1,300:1
	Viewing Angle (H x V)	176 x 176	176 x 176
	Response Time	8ms (G to G)	8ms (G to G)
	Surface Treatment (Haze)	3%	0.03
	Life Time (Typ.)	50,000Hrs (Min)	60,000Hrs (Typ.) / 50,000Hrs (Min.)
	Operation Hours	24/7 Hr	24/7 hr
	Orientation	Portrait / Landscape	Portrait / Landscape
Connectivity	Input	HDMI (2), DP, DVI-D, Audio, USB 2.0	HDMI, DP, DVI-D, RGB, Audio, USB 3.0 Type A
	Output	DP, Audio	DP, Audio
	External Control	RS232C In/out, RJ45 (LAN) In/out, IR In	RS232C In / Out, RJ45 In / Out, IR In
Mechanical Specification	Bezel Color	Black	Black
	Bezel Width	Even bezel : 0.9mm	2.25mm (T/L) / 1.25mm (R/B)
	Monitor Dimension (W x H x D)	1211.4 x 682.2 x 86.5mm	1,077.6 x 607.8 x 89.7mm
	Weight (Head)	18.6Kg	17.8Kg
	Carton Dimensions (W x H x D)	1353 x 855 x 263mm	1214 x 778 x 263mm
	Packed Weight	25.3Kg	22.8Kg
	Handle	Yes	Yes
	VESA	600 x 400	600 x 400
Key Features	Internal Memory (8 GB), Temperature Sensor, Current Sensor, Local Key Operation, webOS 4.0, Embedded CMS (Local Contents Scheduling, Group Manager), USB Plug & Play, Fail Over, Background Image (Booting Logo Image, No Signal Image), Sync Mode (RS-232C Sync, Local Network Sync), Video Tag (2), Play via URL, Rotation (Screen Rotation, External Input Rotation), Gapless Playback, Tile Mode Setting (Max. 15 x 15), Setting Data Cloning, SNMP, ISM Method, Auto Set ID, Status Mailing, Control Manager, Crestron Connected 2), Smart Energy Saving, PM Mode, Wake on LAN, HDMI-CEC3), SI Server Setting, webRTC, ProIdiom, W/B Setting by Grey Scale, Scan Inversion	Internal Memory (8 GB), Temperature Sensor, webOS 3.0+, Embedded CMS (Local Contents Scheduling, Group Manager), USB Plug & Play, Fail Over, Background Image (Booting Logo Image, No Signal Image), Sync Mode (RS-232C Sync, Local Network Sync), Video Tag (2, not support audio mute), Play via URL, Rotation (Screen Rotation, External Input Rotation), Gapless Playback, Tile Mode Setting (Max. 15 x 15), Setting Data Cloning, SNMP, ISM Method, Auto Set ID, Status Mailing, Control Manager, Crestron Connected 2), Smart Energy Saving, PM Mode, Wake on LAN, HDMI-CEC3), SI Server Setting, webRTC	
Environmental Conditions	Operation Temperature	0 °C to 40 °C	0 °C to 40 °C
	Operation Humidity	10 % to 80 %	10 % to 80 %
Power	Power Supply	AC 100-240V~, 50/60Hz	AC 100-240V~, 50/60Hz
	Power Type	Built-In Power	Built-In Power
	Consumption Typ. / Max.	160 W / 180 W	90 W / 110 W
Media Player Compatibility	OPS Type Compatible	Yes (Piggyback)	No
Software Compatibility	Content Management Software	SuperSign CMS	SuperSign CMS
	Control and Monitoring Software	SuperSign Control / Control+, Signage 365 care	SuperSign Control / Control+, Signage 365 care
Certification	Safety	CB / NRTL	CB / NRTL
	EMC	FCC Class "A" / CE / KC	FCC Class "A" / CE / KC
	ErP / Energy Star	O (EU Only) / Energy Star 8.0	O (EU Only) / Energy Star 8.0
Special Feature	Tilt (Facedown)	NA	NA
	IP Rating	NA	NA

Specifications

	Model	VL7F	VL5F	
Panel	Screen Size	55	55	49
	Panel Technology	IPS	IPS	
	Aspect Ratio	16 : 9	16 : 9	
	Native Resolution	1920 x 1080 (FHD)	1920 x 1080 (FHD)	
	Backlight Unit Type	Direct	Direct	
	Brightness (cd/m <sup>2</sup> )	700nit	500nit	450nit
	Contrast Ratio	1,200:1	1,200:1	1,300:1
	Viewing Angle (H x V)	176 x 176	176 x 176	
	Response Time	8ms (G to G)	8 ms (G to G)	
	Surface Treatment (Haze)	3%	3%	
	Life Time (Typ.)	60,000Hrs (Typ.) / 50,000Hrs (Min.)	60,000Hrs (Typ.)	
	Operation Hours	24/7 Hr	24/7 Hr	
	Orientation	Portrait / Landscape	Portrait / Landscape	
Connectivity	Input	HDMI(2), DP, DVI-D, Audio, USB	55" (HDMI (2), DP, DVI-D, Audio, USB 2.0 Type A), 49" (HDMI/DP/DVI-D/RGB/USB/ RS232C/ RJ45/ Audio/ IR)	
	Output	DP, Audio	DP, Audio	
	External Control	RS232C In/out, RJ45(LAN) In, IR In	RS232C In / Out, RJ45 (LAN) In, IR In	
Mechanical Specification	Bezel Color	Black	Black	
	Bezel Width	2.25 mm (T/L) / 1.25 mm(B/R)	2.25 mm (T/L) / 1.25 mm (R/B)	
	Monitor Dimension (W x H x D)	1,213.4 x 684.2 x 93.1mm	T/R/L/B : 2.25/1.25/2.25/1.25mm	1,077.6 x 607.8 x 89.7 mm
	Weight (Head)	20.3 kg	20.3Kg	17.8 kg
	Carton Dimensions (W x H x D)	1,353 x 980 x 263mm	1353 x 980 x 263mm	1214 x 778 x 263mm
	Packed Weight	33 kg	33Kg	22.8Kg
	Handle	Yes	Yes	
	VESA	600 x 400	600 x 400	
Key Features	Temperature Sensor, FAN (Only 55"), Embedded CMS (Local Contents Scheduling), USB Plug & Play, Fail Over, Background Image (Booting Logo Image, No Signal Image), Sync Mode (RS-232C Sync), Rotation (Screen Rotation), Tile Mode Setting (Max. 15 x 15), Setting Data Cloning, SNMP, ISM Method, Auto Set ID, Crestron Connected 2), Smart Energy Saving, PM Mode, Wake on LAN, HDMI-CEC3), SI Server Setting, W/B Setting by Grey Scale, Scan Inversion	Temperature Sensor, Embedded CMS (Local Contents Scheduling), USB Plug & Play, Fail Over, Background Image (Booting Logo Image, No Signal Image), Sync Mode (RS-232C Sync), Rotation (Screen Rotation), Tile Mode Setting (Max. 15 x 15), Setting Data Cloning, SNMP, ISM Method, Auto Set ID, Crestron Connected 2), Smart Energy Saving, PM Mode, Wake on LAN, HDMI-CEC3), SI Server Setting, W/B Setting by Grey Scale, Scan Inversion		
Environmental Conditions	Operation Temperature	0 °C to 40 °C	0 °C to 40 °C	
	Operation Humidity	10 % to 80 %	10 % to 80 %	
Power	Power Supply	AC 100-240V-, 50/60Hz	AC 100-240V-, 50/60Hz	
	Power Type	Built-In Power	Built-In Power	
	Consumption Typ. / Max.	165 W / 195 W	130 W / 150 W	90 W / 110 W
Media Player Compatibility	OPS Type Compatible	No	No	
	External Media Player Attachable	NA	No	
Software Compatibility	Content Management Software	SuperSign CMS	SuperSign CMS	
	Control and Monitoring Software	SuperSign Control / Control+, Signage 365 care	SuperSign Control / Control+, Signage 365 care	
Certification	Safety	CB / NRTL	CB / NRTL	
	EMC	FCC Class "A" / CE / KC	FCC Class "A" / CE / KC	
	ErP / Energy Star	O (EU Only) / Energy Star 8.0	O (EU Only) / Energy Star 8.0	
Special Feature	Tilt (Facedown)	NA	NA	
	IP Rating	NA	NA	



	Model	BH7F	BHSF
Panel	Screen Size	88	86
	Panel Technology	IPS	IPS
	Aspect Ratio	32 : 9	54 : 9
	Native Resolution	3840 x 1080	3840 x 600
	Backlight Unit Type	Direct	Direct
	Brightness (cd/m <sup>2</sup> )	700nit (Typ.)	500nit
	Contrast Ratio	1,100:1	1,100:1
	Viewing Angle (H x V)	178 X 178	178 X 178
	Response Time	8ms (G to G)	8ms (G to G)
	Surface Treatment (Haze)	3%	10%
	Life Time (Typ.)	50,000Hrs (Typ.)	50,000Hrs (Typ.)
	Operation Hours	24/7	24/7
	Orientation	Portrait / Landscape	Portrait / Landscape
Connectivity	Input	HDMI (3), DP, DVI-D, Audio, USB 2.0 (2)	HDMI (3 HDCP 2.2), DP (HDCP 2.2), DVI-D (HDCP 1.4), Audio, USB 2.0 Type A (2)
	Output	DP, Audio	DP, Audio
	External Control	RS232C In/Out, RJ45 (LAN) In/Out, IR In	RS232C In / Out, RJ45 (LAN) In / Out, IR In
Mechanical Specification	Bezel Color	Black	Black
	Bezel Width	4.4 mm (L/R), 5.9 mm (T/B)	4.4 mm (R/L), 5.9 mm (T/B)
	Monitor Dimension (W x H x D)	2,158.3 x 611.2 x 84.8 mm	2,158.3 x 348.5 x 81.7 mm
	Weight (Head)	33.9 kg	20.5 kg
	Carton Dimensions (W x H x D)	2,274 x 717 x 212 mm	2290 x 599 x 228mm
	Packed Weight	51.7 kg	38.2Kg
	Handle	Yes	Yes
VESA	600 x 400	600 x 200	
Key Features	Internal Memory 8GB(System 4GB, Available 4GB), Built-in Wi-Fi, Temperature Sensor, Auto Brightness Sensor, USB Plug & Play, Local Contents Scheduling, Group Manager, Failover, Background Image (Booting Logo, No Signal), Sync Mode (RS-232C/Local Network), PBP(4), Screen Rotation, External Input Rotation, Tile Mode Setting (Max. 15x15), Setting Data Cloning, Crestron Connected 1), Control Manager, Smart Energy Saving, PM Mode, Wake on LAN, HDMI-CEC2), webRTC, SI Server Setting		Internal Memory (8GB), Built-in Wi-Fi, Temperature Sensor, Auto Brightness Sensor, Current Sensor, Local Key Operation, webOS 4.0, Embedded CMS (Local Contents Scheduling, Group Manager), USB Plug & Play, Fail Over, Background Image (Booting Logo Image, No Signal Image), Sync Mode (RS-232C Sync, Local Network Sync), Multi-Screen (PBP (4)), Rotation (Screen Rotation, External Input Rotation), Tile Mode Setting (Max. 15 x 15), Setting Data Cloning, SNMP, ISM Method, Auto Set ID, Status Mailing, Control Manager, Crestron Connected 2), Smart Energy Saving, PM Mode, Wake on LAN, Beacon, HDMI-CEC3), webRTC
Environmental Conditions	Operation Temperature	0 °C to 40 °C	0 °C to 40 °C
	Operation Humidity	10 % to 80 %	10 % to 80 %
Power	Power Supply	100-240V~, 50/60Hz	100-240V~, 50/60Hz
	Power Type	Built-In Power	Built-In Power
	Consumption Typ. / Max.	450 W / 530 W	220 W / 240 W
Media Player Compatibility	OPS Type Compatible	Yes (Piggyback)	Yes (Piggyback)
Software Compatibility	Content Management Software	SuperSign CMS	N/A
	Control and Monitoring Software	SuperSign Control/ Control+, signage 365 Care	SuperSign Control/ Control+, signage 365 Care
Certification	Safety	CB, NRTL	CB, NRTL
	EMC	FCC Class "A" / CE / KC	FCC Class "A" / CE / KC
	ErP / Energy Star	Yes (EU Only) / No	Yes (EU Only) / No
Special Feature	Tilt (Facedown)	NA	IP5X
	IP Rating	NA	NA

Specifications

	Model	UH7F-H			UH5F-H						
Panel	Screen Size	65	55	49	98	86	75	65	55	49	43
	Panel Technology	IPS			IPS						
	Aspect Ratio	16 : 9			16 : 9						
	Native Resolution	3,840 x 2,160 (UHD)			3,840 x 2,160 (UHD)						
	Backlight Unit Type	Edge			Direct	Edge					
	Brightness (cd/m²)	700nit			500nit						
	Contrast Ratio	1,100:1			1,200:1	1,100:1					
	Viewing Angle (H x V)	178 x 178			178 x 178						
	Response Time	8ms (G to G)			8ms (G to G)	6ms (G to G)	8ms (G to G)				
	Surface Treatment (Haze)	Haze 28%			Haze 28%						
	Life Time (Typ.)	50,000 Hrs			50,000 Hrs						
	Operation Hours	24 Hrs			24 Hrs						
	Orientation	Landscape & Portrait			Landscape & Portrait						
Connectivity	Input	HDMI (3), DP, DVI-D, Audio, USB 2.0			HDMI (3), DP, DVI-D, Audio, USB 2.0 (2)			HDMI (3), DP, DVI-D, Audio, USB 2.0			
	Output	DP, Audio (Off/Fixed/Variable),			DP, Audio						
	External Control	RS232C In/Out, RJ45 (LAN) In, IR In			RS232C In/out (4 Pin Phone-Jack), RJ45 (LAN) In, IR In						
Mechanical Specification	Bezel Color	Black			Black						
	Bezel Width	9.9mm(T/R/L), 14.4mm(B)			Even bezel: 14.9mm	Even Bezel: 14.3mm	Even Bezel: 14.9mm	T/R/L: 9.9mm, B: 14.4mm	T/R/L: 9.9mm, B: 14.4mm	T/R/L: 9.9mm, B: 14.4mm	T/R/L: 8.4mm, B: 14.4mm
	Monitor Dimension (W x H x D)	1,453.3mm x 844mm x 39.9mm	1,234.4mm x 720.9mm x 39.9mm	1,098.6mm x 644.5mm x 39.9mm	2191.8 x 1246.8 x 83.8mm (without Handle and LG Logo)	1926.2mm x 1097.2mm x 60.6mm (without handle)	1682.4mm x 960.3mm x 57.9mm ( Without Handle, without LG logo )	1453.3 x 844.0 x 39.9mm	1234.4 x 720.9 x 39.9mm	1098.6 x 644.5 x 39.9mm	962.5 x 568.0 x 39.9mm
	Weight (Head)	28.2 kg	19.0 kg	15.4 kg	81kg	49kg	41.5kg	28.2Kg	19Kg	15.4Kg	11.2Kg
	Carton Dimensions (W x H x D)	1,600mm x 970mm x 175mm	1,360mm x 810mm x 175mm	1,197mm x 740mm x 162mm	2362 x 1386 x 420mm	2073mm x 1260mm x 292mm	1816mm x 1123mm x 228mm	1600.0 x 1095.0 x 175.0mm	1360.0 x 835.0 x 175.0mm	1197mm x 760mm x 166mm	1060.0 x 660.0 x 152.0mm
	Packed Weight	35.0 kg	24.2 kg	18.8 kg	119kg	61.1kg	51.2kg	35Kg	24.2Kg	17.7Kg	13.7Kg
	Handle	NA			Yes	Yes	NA	NA	NA	NA	NA
	VESA	300 x 300			800x400	600 x 400	600 x 400	300 x 300	300 x 300	300 x 300	200 x 200
	Key Features	Internal Memory 8GB (System 4GB + Available 3.6GB), Built-in Wi-Fi, Built-in Speaker, Temperature Sensor, Auto Brightness Sensor, Acceleration Sensor, Local Key Operation, Embedded CMS (USB Auto Playback, Local Contents Scheduling, Group Manager), Fail over, Image Customization (Booting Logo, No Signal), Content Sync (RS232C, Local Network), PIP/PBP(4), Screen Share, Video Tag(4), Play via URL, OSD Rotation, Tile Mode Setting (Max. 15 x 15), Setting Data Cloning, Firmware Update by Network, SNMP 2.0, ISM Mode, Crestron Connected 1), DPM, Smart Energy Saving, Wake on LAN, Beacon, HDMI-CEC2), SI Server Setting									
Environmental Conditions	Operation Temperature	0°C to 40°C			0°C to 40°C						
	Operation Humidity	10% to 80%			10% to 80%						
Power	Power Supply	100-240V~, 50/60Hz			100-240V~, 50/60Hz						
	Power Type	Built-In Power			Built-In Power						
	Consumption Typ. / Max.	130W / 180W	110W / 160W	100W / 145W	420 W / 560 W	215 W / 280 W	180 W / 260 W	120 W / 165 W	105 W / 145 W	95 W / 130 W	75W / 110W
Media Player Compatibility	OPS Type Compatible	Yes			NA	Yes	Yes	Yes	Yes	Yes	Yes
	External Media Player Attachable	Yes			Yes	Yes	Yes	Yes	Yes	Yes	Yes
Software Compatibility	Content Management Software	SuperSign CMS			SuperSign CMS						
	Control and Monitoring Software	SuperSign Control / Control+			SuperSign Control / Control+						
Certification	Safety	IEC 60950-1 / EN 60950-1 / UL 60950-1			CB / NRTL						
	EMC	FCC Class "A" / CE / KC			FCC Class "A" / CE / KC						
	ErP / Energy Star	Yes / Yes (Energy Star 8.0)			Yes / No		O / Energy Star 8.0				
Special Feature	Tilt (Facedown)	Max. 30°			No			Max. 30°			
	IP Rating	IP5x			No			IP5x			

	Model	UH5E						UM3F
Panel	Screen Size	98	86	75	65	55	49	98
	Panel Technology	IPS						IPS
	Aspect Ratio	16 : 9						16 : 9
	Native Resolution	3,840 x 2,160 (UHD)						3,840 x 2,160 (UHD)
	Backlight Unit Type	Direct	Edge					Direct
	Brightness (cd/m <sup>2</sup> )	500nit						350nit
	Contrast Ratio	1,300:1	1,200:1			1,100:1		1,300:1
	Viewing Angle (H x V)	178 x 178						178 x 178
	Response Time	8ms (G to G)						8ms (G to G)
	Surface Treatment (Haze)	Haze 1%	Haze 3%	Haze 3%	Haze 28%	Haze 28%	Haze 28%	Haze 1%
	Life Time (Typ.)	50,000 Hrs						50,000 Hrs
	Operation Hours	24 Hrs						24 Hrs
	Orientation	Landscape & Portrait						Landscape & Portrait
	Connectivity	Input	HDMI (3), DP, DVI-D, Audio, USB 2.0 (2)					
Output		DP, Audio (Off/Fixed/Variable)						DP, Audio (Off/Fixed/Variable)
External Control		RS232C In/out (4 Pin Phone-Jack), RJ45 (LAN) In, IR In						RS232C In/out (4 Pin Phone-Jack), RJ45 (LAN) In, IR In
Mechanical Specification	Bezel Color	Black						Black
	Bezel Width	Even bezel : 14.9mm	On : 15.6mm, Off : 14.3mm	On: 15.9mm, Off: 14.9mm	12.1mm(T), 12.6mm(R/L), 15.7mm(B)	12.1mm(T), 12.6mm(R/L), 15.7mm(B)	11.9mm(T), 12.4mm(R/L), 15.5mm(B)	Even bezel : 14.9mm
	Monitor Dimension (W x H x D)	2191.8mm x 1246.8mm x 69.4mm (without handle, with LG logo)	1926.2mm x 1097.2mm x 60.6mm (without handle)	1682.4mm x 960.3mm x 57.9mm ( Without Handle, without LG logo )	1458.6mm x 848.9mm x 40.1mm	1239.8mm x 725.2mm x 38.6mm	1103.2mm x 648.0mm x 38.6mm	2191.8 x 1246.8 x 83.8mm (without Handle and LG Logo)
	Weight (Head)	88kg	49kg	41.5kg	26.0Kg	16.6Kg	13.3Kg	81.1Kg
	Carton Dimensions (W x H x D)	2342mm x 1386mm x 402mm	2073mm x 1260mm x 292mm	1816mm x 1123mm x 228mm	1561mm x 971mm x 190mm	1330mm x 807mm x 170mm	1197mm x 760mm x 166mm	2354 x 1386 x 420mm
	Packed Weight	123kg	61.1kg	49.5kg	32.5Kg	21.1Kg	17.7Kg	119Kg
	Handle	Yes	Yes	NA	NA	NA	NA	Yes
	VESA	800x400	600 x 400			300 x 300		800x400
Key Features	Internal Memory 8GB (System 4GB + Available 3.6GB), Built-in Wi-Fi, Temperature Sensor, Auto Brightness Sensor, Current Sensor, Embedded CMS (USB Auto Playback, Local Contents Scheduling, Group Manager), Image Customization, Failover, Content Sync (RS232C, Local Network), Screen Share, Play via URL, OSD Rotation, Content Rotation, PIP/PBP (4), Tile Mode Setting (Max 15x15), Setting Data Cloning (RS232C, Network, USB), Firmware Update by Network, SNMP 1.4, Control Manager, DPM, Smart Energy Saving, Wake on LAN, Crestron Connected 1), Cisco Compatibility 2), Beacon, HDMI-CEC3), SI Server Setting, webRTC							
Environmental Conditions	Operation Temperature	0°C to 40°C						0°C to 40°C
	Operation Humidity	10% to 80%						10% to 80%
Power	Power Supply	100-240V~, 50/60Hz						100-240V~, 50/60Hz
	Power Type	Built-In Power						Built-In Power
	Consumption Typ. / Max.	420 W / 560 W	215 W / 280 W	180 W / 260 W	140 W / 200 W	115 W / 165 W	105 W / 150 W	315 W / 415 W
Media Player Compatibility	OPS Type Compatible	No	Yes				No	
Software Compatibility	Content Management Software	SuperSign CMS						SuperSign CMS
	Control and Monitoring Software	SuperSign Control / Control+						SuperSign Control / Control+
Certification	Safety	IEC 60950-1 / EN 60950-1 / UL 60950-1						CB / NRTL
	EMC	FCC Class "A" / CE / KC						FCC Class "A" / CE / KC
	ErP / Energy Star	NA	NA	Yes (EU Only) / Yes (Energy Star 7.0)	NA	NA	NA	EU Only/NA
Special Feature	Tilt (Facedown)	NA						NA
	IP Rating	NA						NA

Specifications

	Model	UM3DG			
Panel	Screen Size	65	55	49	43
	Panel Technology	IPS			
	Aspect Ratio	16 : 9			
	Native Resolution	3,840 x 2,160 (UHD)			
	Backlight Unit Type	Edge			
	Brightness (cd/m <sup>2</sup> )	350nit			
	Contrast Ratio	1,200:1	1,100:1		1,200:1
	Viewing Angle (H x V)	178 x 178			
	Response Time	8ms (G to G)			
	Surface Treatment (Haze)	Haze 1%	Haze 3%	Haze 3%	Haze 1%
	Life Time (Typ.)	50,000 Hrs			
	Operation Hours	18 Hrs			
	Orientation	Landscape & Portrait			
	Connectivity	Input	HDMI (3), USB 2.0		
Output		Audio			
External Control		RS232C In/Out, RJ45 (LAN) In, IR In			
Mechanical Specification	Bezel Color	Black			
	Bezel Width	9.9mm(T/R/L), 14.4mm(B)			8.4mm(T/R/L), 14.4mm(B)
	Monitor Dimension (W x H x D)	1453.3 x 832.8 x 39.9mm	1234.4 x 709.7 x 39.9mm	1098.6 x 633.3 x 39.9mm	962.5 x 556.8 x 39.9mm
	Weight (Head)	28.2 kg	19.0 kg	15.4 kg	11.2 kg
	Carton Dimensions (W x H x D)	1,600mm x 970mm x 175mm	1,360mm x 810mm x 175mm	1,197mm x 740mm x 162mm	1,052mm x 660mm x 152mm
	Packed Weight	35.0 kg	24.2 kg	18.8 kg	13.7 kg
	Handle	NA			
	VESA	300 x 300			200 x 200
Key Features	Internal Memory 8GB (System 4GB + Available 3.6GB), Built-in Wi-Fi, Built-in Speaker, Temperature Sensor, Auto Brightness Sensor, Acceleration Sensor, Local Key Operation, Embedded CMS (USB Auto Playback, Local Contents Scheduling, Group Manager), Fail over, Image Customization (Booting Logo, No Signal), Content Sync (RS232C, Local Network), PIP/PBP(4), Screen Share, Video Tag(4), Play via URL, OSD Rotation, Tile Mode Setting (Max. 15 x 15), Setting Data Cloning, Firmware Update by Network, SNMP 2.0, ISM Mode, Crestron Connected 1), DPM, Smart Energy Saving, Wake on LAN, Beacon, HDMI-CEC2), SI Server Setting				
Environmental Conditions	Operation Temperature	0°C to 40°C			
	Operation Humidity	10% to 80%			
Power	Power Supply	100-240V~, 50/60Hz			
	Power Type	Built-In Power			
	Consumption Typ. / Max.	105W / 160W	95W / 140W	85W / 120W	70W / 105W
Media Player Compatibility	OPS Type Compatible	NA			
	External Media Player Attachable	NA			
Software Compatibility	Content Management Software	SuperSign CMS			
	Control and Monitoring Software	SuperSign Control / Control+			
Certification	Safety	CB / NRTL			
	EMC	FCC Class "A" / CE / KC			
	ErP / Energy Star	Yes / Yes (Energy Star 8.0)			
Special Feature	Tilt (Facedown)	Max. 30°	Max. 30°	Max. 30°	Max. 30°
	IP Rating	IP5x	IP5x	IP5x	IP5x

	Model	UM3E	
Panel	Screen Size	86	75
	Panel Technology	IPS	
	Aspect Ratio	16:9	
	Native Resolution	3,840 x 2,160 (UHD)	
	Backlight Unit Type	Edge	
	Brightness (cd/m <sup>2</sup> )	350nit	
	Contrast Ratio	1,200:1	
	Viewing Angle (H x V)	178 x 178	
	Response Time	8ms (G to G)	6ms (G to G)
	Surface Treatment (Haze)	Haze 3%	Haze 3%
	Life Time (Typ.)	30,000 Hrs	50,000 Hrs
	Operation Hours	16 Hrs	24 Hrs
	Orientation	Landscape	Landscape & Portrait
Connectivity	Input	HDMI (3), DP, DVI-D, Audio, USB 2.0 (2)	
	Output	DP, Audio (Off/Fixed/Variable)	
	External Control	RS232C In/out (4 Pin Phone-Jack), RJ45 (LAN) In, IR In	
Mechanical Specification	Bezel Color	Black	
	Bezel Width	On : 15.6mm, Off : 14.3mm	On: 15.9mm, Off: 14.9mm
	Monitor Dimension (W x H x D)	1926.2mm x 1097.2mm x 60.6mm (without handle)	1682.4mm x 960.3mm x 57.9mm ( Without Handle, without LG logo )
	Weight (Head)	49kg	41.5kg
	Carton Dimensions (W x H x D)	2073mm x 1260mm x 292mm	1816mm x 1123mm x 228mm
	Packed Weight	61.1kg	49.5kg
	Handle	Yes	NA
	VESA	600 x 400	
Key Feature	Internal Memory 8GB (System 4GB + Available 3.6GB), Built-in Wi-Fi, Temperature Sensor, Auto Brightness Sensor, Current Sensor, Embedded CMS (USB Auto Playback, Local Contents Scheduling, Group Manager), Image Customization, Failover, Content Sync (RS232C, Local Network), Screen Share, Play via URL, OSD Rotation, Content Rotation, PIP/PBP (4), Tile Mode Setting (Max 15x15), Setting Data Cloning (RS232C, Network, USB), Firmware Update by Network, SNMP 1.4, Control Manager, DPM, Smart Energy Saving, Wake on LAN, Crestron Connected 1), Cisco Compatibility 2) , Beacon, HDMI-CEC3), SI Server Setting, webRTC		
Environmental Conditions	Operation Temperature	0°C to 40°C	
	Operation Humidity	10% to 80%	
Power	Power Supply	100-240V~, 50/60Hz	
	Power Type	Built-In Power	
	Consumption Typ. / Max.	250 W / 345 W	160 W / 185 W
Media player Compatibility	OPS Type Compatible	Yes	
	External Media Player Attachable	Yes	
Software Compatibility	Content Management Software	SuperSign CMS	
	Control and Monitoring Software	SuperSign Control / Control+	
Certification	Safety	IEC 60950-1 / EN 60950-1 / UL 60950-1	
	EMC	FCC Class "A" / CE / KC	
	ErP / Energy Star	NA	NA/EPA7.0
Special Feature	Tilt (Facedown)	NA	
	IP Rating	NA	

Specifications

	Model	SM5KE			SM3G
Panel	Screen Size	49	43	32	21.5
	Panel Technology	IPS			IPS
	Aspect Ratio	16:9			
	Native Resolution	1,920 x 1,080 (FHD)			1920 x 1080 (FHD)
	Backlight Unit Type	Edge	Edge	Direct	Edge
	Brightness (cd/m <sup>2</sup> )	450nit	450nit	400nit	250nit (Typ.)
	Contrast Ratio	1,100:1			1,000:1
	Viewing Angle (H x V)	178 x 178			178 x 178
	Response Time	12 ms (G to G BW), 10.1 ms (WOT)	12 ms (G to G BW), 9.4 ms (WOT)	10 ms (G to G BW), 7.1 ms (WOT)	14ms (G to G)
	Surface Treatment (Haze)	AGP Haze 1%			25%
	Life Time (Typ.)	50,000 Hrs			30,000Hrs (Min.)
	Operation Hours	24 Hrs			16/7
	Orientation	Landscape & Portrait			Portrait / Landscape
Connectivity	Input	HDMI (3), DP, DVI-D, Audio, USB 3.0			HDMI (2), USB 2.0, AUDIO, RJ45
	Output	DP (SST), Audio (Off/Fixed/Variable)			NA
	External Control	RS232C In/out, RJ45 In, IR Receiver In			RS232C IN, RJ45(LAN), IR IN
Mechanical Specification	Bezel Color	Black			Black
	Bezel Width	11.9mm (T/R/L), 18mm (B)	11.9mm (T/R/L), 18mm (B)	13mm (T/R/L), 18mm (B)	Even bezel : 16.3mm
	Monitor Dimension (W x H x D)	1,102.2 x 638.5 x 54mm	969.6 x 563.9 x 54mm	729.4 x 428.9 x 55.5mm	510.3 x 302.1 x 53.8mm
	Weight (Head)	14.3 kg	10.0 kg	5.4 kg	3.34Kg
	Carton Dimensions (W x H x D)	1,197 x 760 x 166mm	1,052 x 650 x 123mm	810 x 510 x 132mm	565.0 x 357.0 x 103.0mm
	Packed Weight	17.6 kg	12.5 kg	6.2 kg	4.74Kg
	Handle	NA			NA
	VESA	300 x 300	200 x 200	200 x 200	100 x 100
Key Features	Internal Memory 8GB (System 4GB, Available 3.6GB), Built-in Wi-Fi, Temperature Sensor, Auto Brightness Sensor, Current Sensor, webOS 4.0, Embedded CMS, Fail Over, Image Customization, PIP/PBP(2), Screen Share, Video Tag (2), Play via URL, Gapless Playback, Tile Mode Setting (Up to 15x15), Setting Data Cloning, Firmware Update by Network, SNMP (Ver. 1.4), Control Manager, Crestron Connected@*, Extron IP Link, Smart Energy Saving, Beacon, HDMI-CEC (2)**, Built-in Speaker (10W+10W)			Internal Memory 8GB, Built-in Wi-Fi, Temperature Sensor, Local Key Operation, Embedded CMS (Local Contents Scheduling, Group Manager), USB Plug & Play, Fail Over, Background Image (Booting Logo Image, No Signal Image), PIP, PBP (2), Screen Share, Play via URL, Setting Data Cloning, SNMP, ISM (Image Sticking Minimization) Method, Control Manager, Crestron Connected 1), Smart Energy Saving, PM Mode, Wake on LAN, Beacon, HDMI-CEC2), SI Server Setting, webRTC, Pro:Idiom	
Environmental Conditions	Operation Temperature	0°C to 40°C			0 °C to 40 °C
	Operation Humidity	10% to 80%			10 % to 80 %
Power	Power Supply	100-240V~, 50/60Hz			AC 100-240V~, 50/60Hz
	Power Type	Built-In Power			Built-In Power
	Consumption Typ. / Max.	60 W / 95 W	55 W / 90 W	45 W / 80 W	30W / 33W
Media Player Compatibility	OPS Type Compatible	Yes			NA
	External Media Player Attachable	Yes (MP500 / MP700)			NA
Software Compatibility	Content Management Software	SuperSign CMS			SuperSign CMS
	Control and Monitoring Software	SuperSign Control / Control+			SuperSign Control / Control+
Certification	Safety	IEC 60950-1 / EN 60950-1 / UL 60950-1			CB / NRTL
	EMC	FCC Class "A" / CE / KC			FCC Class "A" / CE
	ErP / Energy Star	Yes3) / Yes (Energy Star 7.0)			Yes/ No
Special Feature	Tilt (Facedown)	0			NA
	IP Rating	0			NA

	Model	SE3KE			
Panel	Screen Size	55	49	43	32
	Panel Technology	IPS			
	Aspect Ratio	16 : 9			
	Native Resolution	1,920 x 1,080 (FHD)			
	Backlight Unit Type	Edge	Edge	Edge	Direct
	Brightness (cd/m <sup>2</sup> )	350nit			
	Contrast Ratio	1,100:1			
	Viewing Angle (H x V)	178 x 178			
	Response Time	12 ms (G to G BW), 9.0 ms (WOT)	12 ms (G to G BW), 10.1 ms (WOT)	12 ms (G to G BW), 9.4 ms (WOT)	10 ms (G to G BW), 7.1 ms (WOT)
	Surface Treatment (Haze)	AGP Haze 1%			
	Life Time (Typ.)	50,000 Hrs			
	Operation Hours	18 Hrs			
	Orientation	Landscape & Portrait			
	Connectivity	Input	HDMI (2), DVI-D, RGB, Audio, USB		
Output		Audio (Off/Fixed/Variable)			
External Control		RS232C In/out, RJ45 In, IR In			
Mechanical Specification	Bezel Color	Black			
	Bezel Width	11.9mm (T/R/L), 18mm (B)	11.9mm (T/R/L), 18mm (B)	11.9mm (T/R/L), 18mm (B)	13 mm (T/R/L), 18mm (B)
	Monitor Dimension (W x H x D)	1,238 x 714.9 x 54mm	1,102.2 x 638.5 x 54mm	969.6 x 563.9 x 54mm	729.4 x 428.9 x 55.5mm
	Weight (Head)	17.5 kg	14.3 kg	10.0 kg	5.4 kg
	Carton Dimensions (W x H x D)	1,330 x 807 x 170mm	1,197 x 760 x 166mm	1,052 x 650 x 123mm	810 x 510 x 132mm
	Packed Weight	20.8 kg	17.6 kg	12.5 kg	6.2 kg
	Handle	NA			
	VESA	300 x 300	300 x 300	200 x 200	200 x 200
Key Features	Wi-Fi Dongle Ready, Temperature Sensor, Local Key Operation, USB Auto Playback, Local Contents Scheduling, Fail Over, Image Customization (Booting Logo/No Signal), Content Sync. (RS232C/Local Network), SNMP (ver.2), ISM Mode, Crestron Connected®1), DPM, PM Mode, Wake on LAN, Smart Energy Saving, HDMI-CEC2)				
Environmental Conditions	Operation Temperature	0°C to 40°C			
	Operation Humidity	10% to 80%			
Power	Power Supply	100-240V~, 50/60Hz			
	Power Type	Built-In Power			
	Consumption Typ. / Max.	65 W / 100 W	60 W / 95 W	55 W / 90 W	45 W / 80 W
Media Player Compatibility	OPS Type Compatible	Yes			
	External Media Player Attachable	Yes (MP500 / MP700)			
Software Compatibility	Content Management Software	SuperSign CMS			
	Control and Monitoring Software	SuperSign Control / Control+			
Certification	Safety	IEC 60950-1 / EN 60950-1 / UL 60950-1			
	EMC	FCC Class "A" / CE / KC			
	ErP / Energy Star	Yes3) / Yes (Energy Star 7.0)			
Special Feature	Tilt (Facedown)	0			
	IP Rating	0			



January 2021

As a continuing policy of product development at LG Electronics, the design and specifications are subject to change. They may vary from model to model. Colour/shades may vary due to printing restrictions. E&OE.



**B2B CUSTOMER CARE**

**1800-180-9898**  
(Toll Free)

**5757554**  
(Send SMS)

[www.lg.com/in/support](http://www.lg.com/in/support)

**LG** LG Service India Mobile App Available at Google Play

MOBILE APP

[www.facebook.com/lgindiapage/](https://www.facebook.com/lgindiapage/)

[www.twitter.com/LGIndia](https://www.twitter.com/LGIndia)

To know more about LG, visit [www.lg.com/in](http://www.lg.com/in)  
For B2B Solutions/Product enquiries, please write to [b2b.solutions@lge.com](mailto:b2b.solutions@lge.com)  
For B2B Service, please write to [b2bsupport.india@lge.com](mailto:b2bsupport.india@lge.com)



Regd. Office: LG Electronics India Pvt. Ltd., A-24/6, Mohan Cooperative Industrial Estate, Mathura Road, New Delhi-110044

CIN No. U32107DL1997PTC220109